

ENGLISH
VERSION



-EUROSTAT-
A MEMBER OF **DOU YEE**

+ SOLUTION GLOBALE DE PROTECTION AUX ESD



+

-

+

-

+

-

+

-

From the early 80's Eurostat have been amongst the earliest European pioneers for ESD protection. With more than 40 years of manufacturing experience, Eurostat has based its growth model on manufacturing at least 70 % of the value of the products sold.

This is how Eurostat has acquired a unique and recognized expertise, with a vertically integrated manufacturing facility, covering raw material extrusion, vacuum forming, flexible packaging manufacturing, and all the necessary secondary operations needed for bespoke packaging solutions. Due to the synergy offered by belonging to the Dou Yee group, the investment in production equipment has been accelerated since 2006, with more than 1M€ invested in new production lines over the last 4 years in the French factory. With the opening of a production facility in Poland, Eurostat will duplicate its manufacturing expertise to cover the Eastern European market with renewed dedication.

As the voting member for France in the IEC committee, we offer an ESD expertise that we fulfill by engineering new solutions (new materials or finished products...) to satisfy the latest technical evolutions of the industry. We have also invested in our in house ESD characterization laboratory for a better service to our customer. Moreover, we provide audits and structured training programs following a very complete structure.

With a direct presence in 7 European countries, and a global presence in Asia and US thanks to Dou Yee group, we are able to cover global requirements with a local focus.

At Eurostat, satisfaction of our customers is at the heart of our day to day activities. We are committed to providing you with the highest quality level of products and services.

We are involved in safety and environmental issues; we manage industrial risks and physical hazards in order to ensure health and safety for all. Our products are made from raw materials that do not contain any Substances of Very High Concern (SVHC) according to the ECHA and both REACH and RoHS regulations are met.

Our Quality Department monitors continuous improvement, with an emphasis on performing internal audits in order to maintain our quality management system and identify potential trends. Eurostat Group has been officially ISO 9001 certified for more than 10 years now and we offer you the possibility to become your partner in the training and education of your employees.

+

-

+

-

+

-

+

-

+



PRODUCTION MEANS + DEVELOPMENT SERVICES

+ PROTECT, STOCK AND TRANSPORT **your goods** RIGID PACKAGING

1. VACUUMFORMED TRAYS

E-stat®	P.15
Conductive PS	P.15
Dissipative PS	P.16
Other ESD safe materials	P.16
Insulate materials	P.17
Trays with dividers	P.17

2. PALLETS AND PALLET-PACK

Trays packed directly on pallet	P.18
Pallet pack	P.18
Pallets	P.19

3. TOTE BOXES

Injected conductive tote boxes and lids	P.20
Injected insulative tote boxes	P.21

4. CUSTOMIZED TOTE BOXES

Variobox	P.22
Horizontal corrugated PP inserts	P.22
Removable dividers	P.23
Tote boxes in other materials PE/PP/cardboard	P.24

5. BOXES AND CARRYING CASES

Plastic boxes	P.25
Insulative boxes	P.25
Spring boxes for components	P.26
Carrying cases	P.26
Cardboard "De-Boxes"	P.27

6. FOAMS

P.28

+ PROTECT, STOCK AND TRANSPORT **your goods** FLEXIBLE PACKAGING

1. SHIELDING FILM

Shielding bags	P.32
Shielding shrouds	P.32
Shielding bubble bags	P.33

2. MOISTURE BARRIER BAGS

Moisture barrier bags	P.33
Clear moisture barrier bags	P.34

3. DESSICANTS AND HUMIDITY INDICATOR CARDS

P.35

4. VACUUM SEALERS

P.36

5. PE FILM

ESD safe pink poly bags	P.37
ESD safe permanent green bags	P.38
Transparent PE bags	P.38
ESD safe pink bubble bags	P.38
ESD safe pink bubble rolls	P.39
Gusseted shrouds	P.39
ESD safe pink tubing	P.39
Black conductive tubing	P.40
VCI amine free antistatic film	P.40
Manual welders for PE bags	P.40
Black dissipative cover tapes	P.40

6. LABELS

P.41

7. PACKING ACCESSORIES

ESD safe stretch film	P.41
Conductive straps	P.41
Dissipative straps	P.41
Adhesive tapes	P.42

+ INSTRUMENTATION and IONIZATION

1. ENTERING CONTROL SYSTEMS FOR EPA

Eurostat turnstiles	P.44
Tester with cards reader	P.45
Elite tester with cards reader	P.46

2. MEASURING INSTRUMENTS

Prostat

Autoanalysis system kit – PGA 710	P.46
PGA 710B autoanalysis system set - walking test	P.46
Contact voltmeter CVM-780	P.47
Field meter set PFK-100	P.47
Tera-ohm meter set PRS-801	P.48
Micro-probes	P.48

Eurostat

Tera-ohm metre TOM 600	P.49
Resistivity indicator	P.50
Charge plate monitor CPM 374	P.50
Field meter EFM 022	P.51
Testers	P.52

3. IONIZATION

Workbench ionizers	P.54
Overhead ionizers	P.55
Ionizing bars	P.57
Ionizing guns	P.58

4. DESHUMIDIFICATION SYSTEMS

Baking ovens for PCB	P.59
Cabinets	P.59
Humidity control systems	P.60
Humidity and temperature monitoring	P.60

+ PERSONAL EQUIPMENT

1. ESD SAFE GARMENTS

Eurostat labcoats	P.62
Labcoats	P.63
Coveralls	P.63
Badge holder	P.64
Short sleeve polo	P.64
Long sleeves polo shirts	P.64
Crew neck t-shirts	P.65
Fleeces	P.65
Trousers	P.66
High visibility waistcoats	P.66

2. DISPOSABLE GARMENTS

Labcoats	P.67
Coveralls	P.67
Bouffant caps and mob cap	P.68
Beard-covers	P.69
Masks	P.69

3. GLOVES AND FINGER COTS

Dissipative (light) gloves	P.70
Cotton gloves	P.70
Lint-free gloves	P.71
Anti-cut gloves	P.71
Disposable vinyl gloves	P.72
Disposable nitrile gloves	P.72
Rolled finger cots	P.72

4. SHOES AND SHOES GROUNDING DEVICES

Eurostat safety ESD safe shoes	P.74
Booties	P.75
Removable toe cap	P.75
Sievi non-safety ESD safe shoes	P.76
Sievi safety ESD safe shoes	P.76
Abeba non-safety ESD safe shoes	P.77
Abeba safety ESD safe shoes	P.77
Automatic overshoe dispenser and conductive overshoes	P.78
Overshoes	P.78
Heel straps	P.79-80

5. GROUNDING ACCESSORIES

Wrist straps	P.81
Hand lotions	P.82
Cords	P.83
Field service kit	P.83

6. OTHER PROTECTION ITEMS

Non ESD safe eyes protectors	P.84
------------------------------	------

+ ORGANISATION of a PRODUCTION AREA

1. WORKBENCHES

Workbenches and equipment	P.86-90
Workbenches kit	P.91

2. GROUNDING ACCESSORIES FOR WORKBENCHES

Connection from workbench to ground	P.92
Universal grounding box and earthing plugs	P.92
Permanent workstation monitor GZ 1600	P.93
Other accessories	P.93

3. TABLE MATS AND GROUNDING ACCESSORIES FORMATS

High temperature resistant version	P.94
Standard version	P.94
PVC version	P.95
Grounding accessories for mats	P.95

4. STORAGE ACCESSORIES

Picking bins	P.96
PCB holders	P.96
Reel boxes	P.97
Eurostat magazines	P.97
Quickfill magazines	P.98
SMD cabinets	P.99
Illuminating magnifier	P.99
ESD safe turntables	P.99

5. CHAIRS

Vinyl chairs and stools	P.100
Vinyl chairs	P.100
Comfort fabric chair	P.101
Eurostat fabric and vinyl chairs	P.101
ESD safe fabric chairs	P.102
PU chairs and standing stool	P.103
Stand stool	P.104
Foot-rest	P.104

6. CHROME PLATED SHELVES AND TROLLEYS

Standard and customized shelves	P.105
Standard and customized trolleys	P.105
EVA matting	P.106
Shelves accessories	P.106

7. ESD SAFE WORKSHOP ACCESSORIES

Binders and document holders	P.107-109
Other accessories	P.110
Bottles	P.111

8. LABELS AND SIGNS

Signs	P.112
Labels	P.112

9. FLOOR COVERING

Floor mats	P.113
Sticky mats	P.114
Interlocking floor tiles	P.114
Anti-fatigue solutions	P.115-116
Grounding accessories	P.117
Floor adhesive tapes and stickers	P.118
ADH2000 transparent adhesive	P.118

10. TOOLS

Cutter	P.119
Screwdrivers	P.119
Tweezers	P.119-120
Pliers	P.121
Brushes	P.121-122
Kapton tapes	P.123
Swabs	P.123
Other tools	P.124
Tool boxe	P.124

+ CLEANING under control

1. CLEANING PRODUCTS

Floor stripper	P.126
Cleaner for mats	P.126
Cleaning product	P.126

2. VARNISHES

Ultra floor finish	P.127
Acrylic floor finish	P.127

3. WIPERS

P.127

4. STICKY ROLLS

P.128

5. BRUSHES AND BROOMS

Brooms	P.129
ESD safe broom and dustpan kit	P.129
Bench brush with soft hairs	P.129

6. CONTAINERS AND ACCESSORIES

Waste bins	P.130
Waste bags	P.131

7. VACUUM CLEANER

Mini vacuum cleaner	P.131
Accessories for vacuum cleaners	P.132

+ TRAINING, AUDIT AND SERVICE

1. ESD DAMAGE OR INTERFERENCE IN ELECTRONICS	P.134
--	-------

2. TRAINING YOUR EMPLOYEES	P.135
----------------------------	-------

3. AUDIT AND REPORTS	P.136
----------------------	-------

4. TECHNICAL SERVICE AND INSTALLATIONS	P.137
--	-------

A

ABEBA Shoes	p. 77
ABS/PC trays	p. 16
Accessories for vacuum cleaners	p. 132
Acrylic adhesive	p. 117
Acrylic floor finish	p. 127
Adaptor	p. 92-93
ADH 2000 Transparent adhesive	p. 118
Adhesive tapes	p. 42, p.118
Adhesive tapes dispensers	p. 42
Adhesive tapes with conductive grid	p. 42
Air Cartridges (ionizing gun)	p. 58
Airforce blow-off gun	p. 58
Amine free antistatic film	p. 40
Anti-cut gloves	p. 71
Anti-fatigue mats	p. 115-116
Anti-fatigue tiles	p. 116
APET trays	p. 16
Audit	p. 136
Autoanalysis system kit	p. 46
Autoanalysis system set	p. 46
Automatic overshoe dispenser	p. 78

B

Badge holder	p. 64
Bags	p. 32-34, p.37-38
Baking ovens for PCB	p. 59
Banner/retractable belt barrier	p. 116
Beard covers	p. 69
Belt barrier/banner	p. 116
Bin rail (workbench)	p. 88
Binders	p. 107
Black PE tape	p. 40
Black PE tubing	p. 40
Booties	p. 75
Bottles	p. 111
Bouffant caps	p. 68
Boxes	p. 20-22, p.24
Boxes (customized)	p. 22-24
Boxes (insulative PP)	p. 25
Broom	p. 129
Broom and dustpan kit	p. 129
Brushes	p. 121-122
Bubbles bags	p. 33, p.38

C

Cabinets (SMD)	p. 99
Cabinets connected to ground	p.59
Calculator	p. 110
Cantilevers (workbench)	p. 90
Cardboard "De-boxes"	p. 27
Cardboard Galia boxes	p. 24
Carrier tapes protection	p. 40
Carrying cases	p. 26
Chairs (fabric)	p. 101-102
Chairs (PU)	p. 103
Chairs (vinyl)	p. 100-101
Charge plate monitor CPM 374	p. 50
Chrome plated for reels (shelves)	p. 105-106
Cleaner for mats	p. 126
Cleaning accessories	p. 127-129
Cleaning products	p. 126-127
Clear Moisture Barrier bags	p. 34
Clip board	p. 108
Clips	p. 93
Coil cords	p. 83
Contact voltmeter CVM 780	p. 47
Cords	p. 83, p.117
Corner worktops (workbench)	p. 90
Cover tapes (for carrier tapes)	p. 40
Coveralls	p. 63, p.67
CPM 374	p. 50
Crew neck T-shirts	p. 65
Customized tote boxes	p. 22-24
Cutter	p. 119
CVM-780	p. 47

D

"De-Boxes"	p. 27
Desktop cup	p. 110
Dessicants	p. 35
Dispenser for disposable shoe straps	p. 80
Disposable coveralls	p. 67
Disposable gloves	p. 72
Disposable labcoats	p. 67
Disposable shoe straps	p. 80
Dividers	p. 23
Document holders	p. 107
Dual conductor coiled cords	p. 83
Dual cord wrist strap	p. 82

Dustpan	p. 129	Gusseted shrouds GZ-1600	p. 32, p.39 p. 93
E			
Earthing plug	p. 92	H	
EFM 022	p. 51	Hand lotions	p. 82
Elite tester with cards reader	p. 46	Handle (trolley)	p. 106
Entering control system	p. 44-46	HDPE trays	p. 16
E-STAT® trays	p. 15	Heel grounders	p. 79-80
Eurostat chairs	p. 101	Heel straps	p. 79-80
Eurostat labcoats	p. 62	HIC	p. 35
Eurostat shoes	p. 74-75	High temperature resistant table mats	p. 94
Eurostat turnstiles	p. 44	High visibility waistcoat	p. 66
EV 45 CN	p. 28	Humidity and temperature monitoring	p. 60
EVA matting	p. 106	Humidity control systems	p. 60
Eyeglasses	p. 84	Humidity indicator cards	p. 35
Eyes protector	p. 84	I	
F			
Fabric wrist strap	p. 81	Illuminating magnifier	p. 99
Field meter EFM 022	p. 51	Injected insulative boxes	p. 25
Field meter set PFK-100	p. 47	Injected insulative tote boxes	p. 21
Field meters	p. 47, p.51	Injected tote boxes (conductive PP)	p. 20-21
Field service kit	p. 83	Injected tote boxes (PPC)	p. 21
Finger cots	p. 72-73	Inserts (corrugated PP)	p. 22
Fleeces	p. 65	Ionizers	p. 54-55
Flexible packaging	p. 32-34, p.37-40	Ionizing bars	p. 57
Flip over system	p. 108	Ionizing guns	p. 57-58
Floor adhesive tapes	p. 118	Ionizing Top Gun	p. 57
Floor covering	p. 113-117	IP 45 SD	p. 28
Floor mats	p. 113	K	
Floor stripper	p. 126	Kapton tapes	p. 123
Floor tiles	p. 114	L	
Foams	p. 28	Labcoats	p. 62-63, p.67
Foams (pads)	p. 29	Labels	p. 41, p.112
Foot rest	p. 104	Laminating pouches	p. 109
G			
Galia (boxes)	p. 24	LD 30 SD	p. 28
Gloves	p. 70-72	LD 32 CN	p. 28
GPET trays	p. 17	Lids for injected tote boxes	p. 21
Green PE film	p. 38	Lighting (workbench)	p. 87
Grounding accessories for mats	p. 95	Lotions (hands)	p. 82
Grounding kit	p. 115		
Grounding plug	p. 92		
Grounding point	p. 93		

- M**
- MABCO 40 p. 28
 - Magazines p. 97-98
 - Manual welders p. 40
 - Mask p. 69
 - Measuring instruments p. 46-52
 - Metal wrist strap p. 81
 - Micro probes p. 48
 - Miniature Concentric Ring Fixture PRF-912B p. 48
 - Miniature Two-Point Probe PRF-922B p. 48
 - Mob caps p. 68
 - Moisture barrier bags p. 33
 - Moisture barrier bags (clear) p. 34
 - Movable drawer unit (workbench) p. 90
- N**
- Nitrile gloves p. 72
 - NS 35 AS p. 28
- O**
- Overhead ionizers p. 55-56
 - Overshoes p. 78
 - Overshoes dispenser p. 78
- P**
- Pallet (Half size) p. 19
 - Pallet Pack p. 18
 - Pallets (European size) p. 19
 - Paper p. 109
 - Paper (sticky rolls) p. 128
 - Paper tray p. 108
 - PCB holders p. 96
 - PE film p. 37-40
 - Pen p. 110
 - Pen-Vac p. 124
 - Perforated panel (workbench) p. 89
 - Permanent workstation monitor p. 93
 - Personal bottle p. 111
 - PFK-100 p. 47
 - PGA-710 p. 46
 - Picking bins p. 96
 - Pink PE bubble bags p. 38
 - Pink PE bubble rolls p. 39
 - Pink PE film p. 37
 - Pink PE gusseted shrouds p. 39
 - Pink PE tubing p. 39
 - Pink poly bags p. 37
 - Plastic boxes p. 25
 - Plastic wrist strap p. 81
 - Plates (magazines) p. 97
 - Pliers p. 121
 - Polo p. 64
 - Polo shirts (short and long sleeves) p. 64
 - Posters p. 112
 - Power panels (workbench) p. 88
 - PRF-912B p. 48
 - PRF-922B p. 48
 - Printing for garments p. 66
 - Prostat p. 46-48
 - PRS-801 p. 48
 - PS trays p. 15-16
 - PVC table mats p. 95
- Q**
- Q-Block (floor tiles) p. 114
 - Q-Tile (floor tiles) p. 114
 - Quick release file p. 109
- R**
- Reel boxes p. 97
 - Removable dividers p. 23
 - Removable toe cap p. 75
 - Resistivity indicator p. 50
 - Rigid packaging p. 15-28
 - Rolled finger cots p. 72
 - Rubber bands p. 110
 - Ruler p. 110
- S**
- Safety Shoes p. 74, p. 76-77
 - Scissors p. 110
 - Screwdrivers p. 119
 - Shelves p. 105
 - Shelves (workbench) p. 87
 - Shelves accessories p. 106
 - Shielding bags p. 32
 - Shielding bubble bags p. 33
 - Shielding film p. 32-33

- Shielding gusseted shrouds p. 32
 - Shoes p. 74-77
 - Shoes and wrist strap testers p. 52
 - SIEVI Shoes p. 76
 - Signs p. 112
 - Sloped shelves (workbench) p. 89
 - SMD cabinets p. 99
 - Spring boxes for components p. 26
 - Standing stool (PU) p. 104
 - Standing stools (vinyl) p. 100
 - Stapler p. 110
 - Sticker p. 118
 - Sticky mats p. 114
 - Sticky rolls p. 128
 - Stools (vinyl) p. 100
 - Straight grounding cord p. 117
 - Straps (PP) p. 41
 - Straps (Velcro) p. 41
 - Stretch Film p. 41
 - Studs p. 117
 - Suspended drawer unit (workbench) p. 90
 - Swabs p. 123
- T**
- Table mats p. 94-95
 - Tera-Ohm meter set PRS-801 p. 48
 - Tera-Ohm meter TOM 600 p. 49
 - Tester with card reader p. 45
 - Testers p. 52
 - TOM 600 p. 49
 - Tool boxe p. 124
 - Tools p. 119-122
 - Tote boxes p. 20-21
 - Tote boxes (corrugated PP) p. 24
 - Tote boxes (PE) p. 24
 - Training p. 135
 - Transparent adhesive (ADH 2000) p. 118
 - Transparent PE bags p. 38
 - Trays p. 15-17
 - Trays packed on pallet p. 18
 - Trays with dividers p. 17
 - Trolleys p. 105
 - Trousers p. 66
 - T-shirts p. 65
- Turnstile with card reader p. 44
 - Turnstiles p. 44
 - Turntables p. 99
 - Tweezers p. 119-120
- U**
- Ultra floor finish p. 127
 - Universal grounding box p. 92
- V**
- Vaccumformed trays - ABS/PC p. 16
 - Vaccumformed trays - APET p. 16
 - Vaccumformed trays - E-STAT® p. 15
 - Vaccumformed trays - GPET p. 15
 - Vaccumformed trays - HDPE p. 16
 - Vaccumformed trays - PS p. 15-16
 - Vaccumformed trays with dividers p. 17
 - Vacuum cleaners p. 131
 - Vacuum sealers p. 36
 - Variobox p. 22
 - VCI film p. 40
 - Vertical middle rack (workbench) p. 89
 - Vinyl gloves p. 72
 - Voltmeter CVM-780 p. 47
- W**
- Waste bags p. 131
 - Waste bins p. 130
 - Wheels (trolley) p. 106
 - Wipers p. 127-128
 - Workbench ionizers p. 54-55
 - Workbenches p. 86-91
 - Workbenches (Kit) p. 91
 - Workbenches equipment p. 86-90
 - Workshop accessories p. 107-111
 - Workstation monitor GZ-1600 p. 93
 - Wrist strap testers p. 53
 - Wrist straps p. 81-82
 - WST 100 p. 52
 - WST 50 p. 53
 - WST 80 p. 52

+ **PROTECT,
STOCK
AND TRANSPORT**

your goods
RIGID PACKAGING



1. VACUUMFORMED TRAYS
2. PALLETS AND PALLET-PACK
3. TOTE BOXES
4. CUSTOMIZED TOTE BOXES
5. BOXES AND CARRYING CASES
6. FOAMS

+ **PROTECT, STOCK AND
TRANSPORT** your goods
RIGID PACKAGING

RIGID PACKAGING

Eurostat's aim is to offer some innovative solutions for the protection of devices sensitive to ESD hazards and particle contamination, during production and shipment phases.

To achieve this target, Eurostat made massive investments in extrusion technology, vacuum forming, assembly and machining of plastic materials.

This integrated production enables Eurostat to be a dedicated supplier for handling and packing of industrial products sensitive to micro-nuisances.


Over the year, Eurostat has acquired specific industrial know how resulting in some original patent pending industrial processes. Thanks to 40 years of experience in thermoplastic extrusions, Eurostat have engineered some proprietary compounds, such as E-STAT® or Nano-STAT®, to offer appropriate and competitive solutions for the protection against ESD hazards.

Eurostat are involved in partnerships to propose innovative logistic solutions meeting emerging and future customer needs.

The Eurostat's developments and properties:

- E-STAT®
- Nano-STAT®
- Production tools (patent pending), for an unique industrial know-how

Please contact us for more information...



1. VACUUMFORMED TRAYS

+ - + - +

PROTECT, STOCK AND TRANSPORT
your goods - Rigid packaging


With internal extrusion capabilities and fabrication lines, we can offer a large range of ESD safe materials. Eurostat produce vacuum formed trays in any dimensions up to 1200 x 800 mm and in various thickness gauges from 0.6 to 6 mm. The following values are given for a sheet before vacuum forming.

E-STAT®

- The Eurostat static dissipative PS
- Only available at Eurostat

+ Clean room compatible material

+ Conforms to: IEC 61340-5-1



+ Other colours available on request

Material	Standard thickness before thermoforming	Surface resistance	Decay time	Temperature of use	Features
		Volume resistance			
Dissipative PS	0.6 / 0.8 / 1.2 / 1.5 / 1.8 / 2.2 / 3 / 4 / 5 / 6mm	$10^7 \leq R_{pp} \leq 10^{10} \Omega$	0,317 s	60°C	<ul style="list-style-type: none"> • Perfect material for packaging of ESD sensitive items • Shelf life: permanent • Colour: black (green stripe an option) • No sloughing

- No particular emission (sloughing) thanks to the absence of carbon powder
- Clean fillers: no heavy metal contents (<100 ppm)

CONDUCTIVE PS

+ Conductive PS/PE version could be available on request

+ Conforms to: IEC 61340-5-1



+ Other colours available on request

Material	Standard Thickness before thermoforming	Surface resistance*	Decay time	Temperature of use	Features
		Volume resistance*			
Conductive PS	0.6 / 0.8 / 1.2 / 1.5 / 1.8 / 2.2 / 3 / 4 / 5 / 6mm	$R_{pp} < 10^4 \Omega$	< 2 s	60°C	<ul style="list-style-type: none"> • Excellent shielding properties • Suitable for non sensitive applications to carbon powder

* Raw material before forming

DISSIPATIVE PS

• White and blue dissipative PS are compatible with high clean room requirements.



+ Clean room compatible

+ Conforms to: IEC 61340-5-1

+ Other colours available on request

Material	Standard thickness before thermoforming	Surface resistance	Decay time	Maximum Temperature of use	Features
White Dissipative PS	1.2mm	$R_{pp} < 10^9 \Omega$	< 2 s	60°C	• Permanently dissipative
Blue Dissipative PS	0.8 / 1.5 / 2mm	$R_{pp} < 10^9 \Omega$	< 2 s	60°C	• Permanently dissipative

OTHER ESD SAFE MATERIALS



Material	Standard Thickness before thermoforming	Surface resistance	Decay time	Maximum Temperature of use	Features
		Volume resistance			
Conductive ABS/PC	1.2 / 3mm (textured)	$R_{pp} < 10^5 \Omega$ $R_v < 10^5 \Omega$	< 2 s	110°C	• High temperature and impacts resistance
Conductive HDPE	1.0 (textured) / 1.8mm (textured)	$R_{pp} < 10^5 \Omega$ $R_v < 10^5 \Omega$	< 2 s	80°C	• Flexibility and good solvent resistance
Dissipative APET Transparent	0.6 / 0.8 / 1.2mm	$R_{pp} < 10^{11} \Omega$	< 2 s	60°C	• Perfect for lids and blister packs • Dissipative coating on 2 sides

+ Other colours available on request

INSULATIVE MATERIALS




+ Other colours available on request

Material	Standard Thickness before thermoforming	Surface resistance	Temperature of use	Features
INSULATIVE PS	0.6 / 0.8 / 1.2 / 1.5 / 1.8 / 2.2 / 3 / 4 / 5mm	$R_{pp} \geq 10^{11} \Omega$	60°C	<ul style="list-style-type: none"> • Non ESD safe material
INSULATIVE GPET	0.7mm	$R_{pp} \geq 10^{11} \Omega$	65°C	<ul style="list-style-type: none"> • Non ESD safe material • Transparent, barely blue stained • Good permeability properties
INSULATIVE GPET (medical)	0.6 / 0.8 / 1.2mm	$R_{pp} \geq 10^{11} \Omega$	65°C	<ul style="list-style-type: none"> • Excellent transparency • Good permeability properties • For packaging of medical products • Non ESD safe material
PS / PE	0.6 / 0.8 / 1.2 / 1.5 / 1.8 / 2.2 / 3 / 4 / 5mm	$R_{pp} \geq 10^{11} \Omega$	60°C	<ul style="list-style-type: none"> • Aspect: smooth and mat • 2 different layers: PS base and PE surface layers • Non ESD safe material

TRAYS WITH DIVIDERS

EUROSTAT have developed a standard range of trays with a set of modular dividers. This new item will reply to all your needs for storing and transporting small PCB's on sensitive components.



- + **TRAY:**
Material: E-STAT®
Surface resistance: $10^7 \leq R_{pp} \leq 10^{10} \Omega$
LID:
Material: clear APET - **Thickness:** 0.8 mm
Surface resistance : $R_{pp} < 10^{11} \Omega$
DIVIDERS:
Material: Conductive PS - **Thickness:** 1.8 mm **Surface resistance :** $R_{pp} < 10^4 \Omega$ (raw material before forming)
Conforms to: IEC 61340-5-1

+ Other materials available on request

Part Number	
24-401-9428	Tray 355 x 255 mm Thickness 1.5 mm
24-213-9429	Lid
23-177-9430	Large divider
23-177-9431	Small divider

Part Number	
24-401-9455	Tray 555 x 355 mm Thickness 3 mm
24-213-9456	Lid
23-177-9457	Large divider
23-177-9458	Small divider

- Stackable tray with or without dividers for components storage
- Removable dividers
- Lid and dividers clipped on the tray

Eurostat specialize in designing trays, eliminating the use of indirect materials.

TRAYS PACKED DIRECTLY ON PALLET

For thick trays, Eurostat develop bespoke solutions for direct palletisation and to make the following gains:

- No waste of packaging, for a cost-effective and environmentally safe alternative
- Time saving with the simplification of nomenclature
- Reusable pallet



PALLET PACK

For thin trays ($\leq 2\text{mm}$), Eurostat offer a unique concept, with "Pallet Pack". A conductive solution, from the lid to the pallet and belt

- Stackable container
- The lid can be folded in 2 parts for a much easier access
- For the logistics loops of disposable trays, the Pallet Pack reduces the return volume by 1/13.
- Elimination of cartons or tote boxes

- +** **Pallet:**
Material : HDPE
Surface resistance : $R_{pp} < 10^5\Omega$
Volume resistance : $R_v < 2x 10^5\Omega$
Sleeve:
Material : black corrugated PP
Thickness : 10mm
Surface resistance : $R_{pp} < 10^4\Omega$
Volume resistance : $R_v < 2x 10^4\Omega$
Lid:
Material : black conductive PS
Thickness : 4mm
Surface resistance : $R_{pp} < 10^5\Omega$
Volume resistance : $R_v < 2x 10^5\Omega$

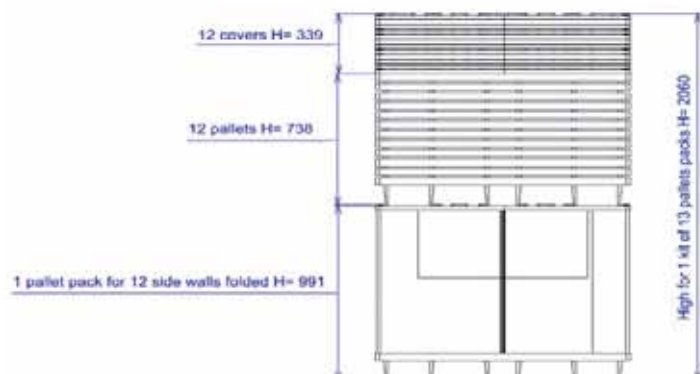
Internal dimensions : 1165x765x805mm
External dimensions : 1200x800x991mm
Weight : 22 kg
Volume : 720 litres
Static load capacity : 450 kg
Conforms to : IEC 61340-5-1

+ Also available in insulative material and different heights

Part Number 25-100-1002



13 units for 1 pallet



EUROPEAN SIZE PALLETS

+ Pallet covers available on request

- Mono-block pallet
- Solid structure
- Light, stackable and easy to clean
- Resistant to most chemical agents

Part Number 25-100-0061

- + **Material:** HDPE
- Dimensions:** 1200 x 800 x 155 mm
- Pallet weight:** 7.3 kg (+/- 2%)
- Maximum dynamic load:** 1000 kg
- Surface resistance:** $10^4 \leq R_{pp} \leq 10^8 \Omega$
- Volume resistance:** $10^4 \leq R_v \leq 10^8 \Omega$



- Mono-block pallet
- Easy to clean due to open plate

Part Number 25-100-0032

- + **Material:** HDPE
- Dimensions:** 1200 x 800 x 150 mm
- Colour:** Black
- Pallet weight:** 11 kg
- Maximum dynamic load:** 1000 kg
- Surface resistance:** $10^4 \leq R_{pp} \leq 10^8 \Omega$
- Volume resistance:** $10^4 \leq R_v \leq 10^8 \Omega$



Grey colour, insulative version

HALF SIZE PALLET

- ESD safe lightweight pallet

Part Number 25-100-0106

- + **Material:** PP
- Dimensions:** 800 x 600 x 137 mm
- Pallet weight:** 3.5 kg
- Maximum dynamic load:** 750-850 kg
- Surface resistance:** $10^4 \leq R_{pp} \leq 10^{10} \Omega$
- Volume resistance:** $10^4 \leq R_v \leq 10^{10} \Omega$



INJECTED CONDUCTIVE TOTE BOXES AND LIDS



- Multi-stacking combinations
- Designed to suit standard pallets 1200 x 1000mm and 1200 x 800mm
- Available in a light version for weight sensitive applications

- +** **Material:** Conductive polypropylene
- Colour:** black
- Surface resistance:** $R_{pp} \leq 10^4 \Omega$
- Volume resistance:** $R_v \leq 10^5 \Omega$
- Maximum load:** 500 kg
- Conforms to:** EN 61340-5-1 / Directive RoHS

Part Number	Ext. Dimensions (mm)	Int. Dimensions (mm)	Usable depth (mm)	Capacity (liter)	Weight (gr)
21-700-0005*	300 X 200 X 53	260 X 160 X 41	31	1.7	290
*REINFORCED TOTE BOX					
21-701-0010	300 X 200 X 100	254 X 154 X 96	83	3.75	520
21-701-0015	300 X 200 X 145	254 X 154 X 141	128	5.5	720
21-701-0020	400 X 300 X 53	354 X 254 X 49	40	4.4	540
21-701-0025	400 X 300 X 100	354 X 254 X 96	83	8.7	1030
21-701-0030	400 X 300 X 145	354 X 254 X 141	128	12.8	1200
21-701-0035	400 X 300 X 212	354 X 254 X 208	195	19.2	1610
21-701-0040	400 X 300 X 278	354 X 254 X 274	261	25.2	1975
21-701-0045	400 X 300 X 320	354 X 254 X 316	303	29.0	2100
21-700-0050*	600 X 400 X 56	560 X 360 X 41	28	8.25	1080
*REINFORCED TOTE BOX					
21-701-0055	600 X 400 X 100	554 X 354 X 96	83	19.0	1650
21-701-0060	600 X 400 X 145	554 X 354 X 141	128	28.0	2050
21-701-0065	600 X 400 X 212	554 X 354 X 208	195	41.0	2550
21-701-0070	600 X 400 X 278	554 X 354 X 273	260	55.0	3070
21-701-0075	600 X 400 X 320	554 X 354 X 316	303	62.0	3400
21-701-0080	600 X 400 X 412	554 X 354 X 407	393	82.0	4605

Light versions

Part Number	Ext. Dimensions (mm)	Int. Dimensions (mm)	Usable depth (mm)	Capacity (liter)	Weight (gr)
21-700-0100	400 X 300 X 145	354 X 254 X 141	128	12.8	700
21-700-0105	600 X 400 X 145	554 X 354 X 141	128	28.0	1230



- +** **Material:** Conductive polypropylene
- Colour:** black
- Surface resistance:** $R_{pp} \leq 10^4 \Omega$
- Volume resistance:** $R_v \leq 10^5 \Omega$
- Maximum load:** 500 kg
- Conforms to:** EN 61340-5-1 / Directive RoHS

- All containers may be stacked together in a wide range of configurations
- Designed for standard pallets 1200x800mm or 1200x1000mm

Part Number	Ext. Dimensions (mm)	Int. Dimensions (mm)	Usable height (mm)	Stacking height (mm)	Capacity (liter)
21-701-0100	600 X 400 X 175	562 X 362 X 170	159	163	15
21-701-0101	600 X 400 X 120	562 X 362 X 115	104	108	22
21-701-0110	400 X 300 X 175	362 X 262 X 170	159	163	15
21-701-0111	400 X 300 X 120	362 X 262 X 115	104	108	22



LOOSE LID

Part Number	Dimensions (mm)
21-704-0005	300 x 200
21-704-0010	400 x 300
21-704-0015	600 x 400



HINGED LID WITH 2 SWING LATCHES

Part Number	Dimensions (mm)
21-704-0020	300 x 200
21-704-0025	400 x 300
21-704-0030	600 x 400

LID WITH 4 SWING LATCHES

Part Number	Dimensions (mm)
21-704-0035	300 x 200
21-704-0040	400 x 300
21-704-0045	600 x 400

ACCESSORIES

Part Number	Description
21-704-0055	Lid hinge
21-704-0060	Swing latches
21-704-0065	Security tags
21-717-0015	Label clip



- Material:** Polypropylene copolymer (PPC)
- Colour:** black
- Surface resistance:** Rpp ≤ 10⁴ Ω
- Conforms to:** EN 61340-5-1 / Directive RoHS

Specially developed for storage and safety transport of electronic components

Part Number	External Dimensions (mm)	Internal Dimensions (mm)	Weight (gr)
21-300-0065	800 x 600 x 120	758 x 555 x 85	3920
21-300-0070	800 x 600 x 170	757 x 556 x 136	4356
21-300-0075	800 x 600 x 220	758 x 557 x 187	5310
21-300-0080	800 x 600 x 325	757 x 557 x 293	5820
21-300-0085	800 x 600 x 430	758 x 557 x 393	6750
21-304-0035	Lids with handles - 800 x 600mm		2142

INJECTED INSULATIVE TOTE BOXES



- Material:** Insulative polypropylene
- Colour:** grey
- Surface resistance:** Rpp ≥ 10¹¹ Ω
- Conforms to:** Directive RoHS

Lids available on request

- For smooth transportation on roller tracks or ball tables
- Designed to suit standard pallets 1200 x 1000mm and 1200 x 800mm
- Stackable on bigger size tote boxes

Part Number	External Dim. (mm)	Internal Dim. (mm)	Usable height (mm)	Stacking height (mm)	Capacity (liter)
21-501-0010	300 X 200 X 100	254 X 154 X 096	83	88	3.75
21-501-0015	300 X 200 X 145	254 X 154 X 141	128	133	5.5
21-501-0020	400 X 300 X 053	354 X 254 X 049	40	44	4.4
21-501-0025	400 X 300 X 100	354 X 254 X 096	83	88	8.7
21-501-0030	400 X 300 X 145	354 X 254 X 141	128	133	12.8
21-501-0035	400 X 300 X 212	354 X 254 X 208	195	200	19.2
21-501-0040	400 X 300 X 278	354 X 254 X 274	261	266	25.2
21-501-0050	400 X 300 X 320	354 X 254 X 316	303	308	27.0
21-501-0055	600 X 400 X 100	554 X 354 X 096	83	88	19.0
21-501-0060	600 X 400 X 145	554 X 354 X 141	128	133	28.0
21-501-0065	600 X 400 X 212	554 X 354 X 208	195	200	41.0
21-501-0070	600 X 400 X 278	554 X 354 X 273	260	266	55.0
21-501-0075	600 X 400 X 320	554 X 354 X 316	303	308	61.0
21-501-0080	600 X 400 X 412	554 X 354 X 407	393	400	82.0

Our injection moulded tote boxes can be customized with various internal equipment: foams, trays, partitions etc. (p23-25)

VARIOBOX

- Variobox system offers a large range of combinations
- Inserts for containers
- Large grip bar and label holder on each insert container



Variobox 55 for 400x300mm containers:

Part Number	External Dim. (mm)	Internal Dim. (mm)	Quantity per container
21-712-0005	64 x 89 x 55	60 x 84 x 52	Up to 16
21-712-0010	128 x 89 x 55	124 x 84 x 52	Up to 8
21-712-0015	128 x 178 x 55	124 x 73 x 52	Up to 4
21-712-0020	-	-	Labelling strips (pack of 100)

Variobox 110 for 600x400mm containers:

Part Number	External Dim. (mm)	Internal Dim. (mm)	Quantity per container
21-712-0025	137 x 87 x 110	132 x 82 x 105	Up to 16
21-712-0030	174 x 137 x 110	168 x 131 x 105	Up to 8
21-712-0035	274 x 174 x 110	268 x 168 x 105	Up to 4
21-712-0040	350 x 274 x 110	344 x 268 x 105	Up to 2
21-712-0045	550 x 87 x 110	544 x 81 x 105	Up to 4 (long side)
21-712-0050	550 x 174 x 110	544 x 168 x 105	Up to 2 (long side)
21-712-0055	-	74 x 104	Variobox label holder

- + **Material:** Polystyrene
- Colour:** black
- Surface resistance:** $R_{pp} \leq 10^4 \Omega$
- Volume resistance:** $R_v < 10^5 \Omega$
- Conforms to:** IEC 61340-5-1
Directive RoHS

HORIZONTAL CORRUGATED PP INSERTS



- Developed to fit internal dimensions of standard tote boxes
- Two cut corners for easy handling
- Ideal for protecting sensitive parts when piling them up in boxes

+ Inserts also available in pink corrugated PP

- + **Material:** Conductive carbon-loaded corrugated PP
- Thickness:** 2.5 mm
- Surface resistance:** $R_{pp} \leq 10^4 \Omega$
- Maximum temperature of use:** 90°C
- Colour:** black
- Conform to:** IEC 61340-5-1

Part Number	Dimensions (mm)	Designed for
23-175-0034	253 x 353	300 x 400 tote boxes
23-175-0046	353 x 553	400 x 600 tote boxes

REMOVABLE DIVIDERS



- Dividers for safe storage and handling of PCB's
- Designed for standard box sizes 600 x 400 and 400 x 300 mm

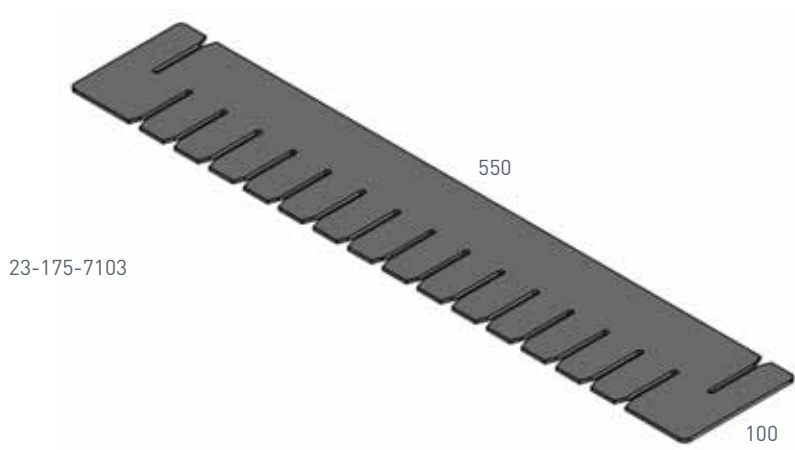
+ **Material:** Conductive carbon-loaded PE
Thickness: 1.8 mm
Surface resistance: $R_{pp} \leq 10^4 \Omega$
Maximum temperature of use: 60°C
Colour: black
Conform to: IEC 61340-5-1

Part Number	Dimensions L X H (mm)	Slots	Pitch (mm)
23-172-1015	250 x 200	7	31
23-172-1016	350 x 200	11	30
23-172-1017	550 x 200	17	31
23-172-7098	250 x 150	7	31
23-172-7099	350 x 150	11	30
23-172-7100	550 x 150	7	31
23-172-7101	250 x 100	7	31
23-172-7102	350 x 100	11	30
23-172-7103	550 x 100	17	31

+ **Material:** Conductive carbon-loaded corrugated PP
Thickness: 2.5 mm
Surface resistance: $R_{pp} \leq 10^4 \Omega$
Maximum temperature of use: 90°C
Colour: black
Conform to: IEC 61340-5-1

Part Number	Dimensions L X H (mm)	Slots	Pitch (mm)
23-175-1015	250 x 200	7	31
23-175-1016	350 x 200	11	30
23-175-1017	550 x 200	17	31
23-175-7098	250 x 150	7	31
23-175-7099	350 x 150	11	30
23-175-7100	550 x 150	17	31
23-175-7101	250 x 100	7	31
23-175-7102	350 x 100	11	30
23-175-7103	550 x 100	17	31

+ Dividers also available in PS or conductive cardboard



23-175-7103

TOTE BOXES IN OTHER MATERIALS (PE/PP/CARDBOARD)

CORRUGATED PP TOTE BOXES



- +** **Material:** Conductive carbon-loaded
- Colour:** black
- Thickness:** 2.5mm
- Surface resistance:** $R_{pp} < 10^5 \Omega$
- Conforms to:** IEC 61340-5-1

- All products delivered flat

Part Number	Description	External Dimensions (mm)
23-175-7108	Box	400 x 300 x 180
23-175-7109	Box	400 x 300 x 228
23-175-7104	Box	600 x 400 x 180
23-175-7105	Box	600 x 400 x 228
23-175-7110	Lid for box 7108 & 7109	-
23-175-7106	Lid for box 7104 & 7105	-



- Boxes 3.5mm thick boxes
- Metal handle on each small size
- High quality boxes with finishing parts

Part Number	External Dimensions (mm)
23-175-6611b	400 x 300 x 115
23-175-6872	600 x 400 x 200

CONDUCTIVE PE TOTE BOXES

- +** **Thickness:** 1.8mm
- Surface resistance:** $R_{pp} < 10^5 \Omega$
- Maximum temperature of use:** 60°C
- Colour:** black
- Conforms to:** IEC 61340-5-1

- From a simple storage box to complex bespoke and robust transit container
- High level of ESD safe protection
- Manufacturing techniques incorporating sonic welding, custom printing, handles, cardholders, tool cutting, creasing and thermoformed component features

CARDBOARD GALIA BOXES

- +** **Material:** Conductive corrugated cardboard
- Thickness:** 2.7 mm
- Surface resistance:** $R_{pp} < 10^5 \Omega$
- Colour:** black
- Conforms to:** IEC 61340-5-1

- All products delivered flat

Part Number	External Dimensions (mm)	Internal Dimensions (mm)
25-405-0001 (A14 Galia)	400 x 300 x 150	390 x 290 x 130
25-405-0002 (A13 Galia)	400 x 300 x 200	390 x 290 x 180
25-405-0003 (A12 Galia)	400 x 300 x 300	390 x 290 x 280
25-405-0006 (A9 Galia)	600 x 400 x 300	590 x 390 x 280

5. BOXES AND CARRYING CASES

PROTECT, STOCK AND TRANSPORT
your goods - Rigid packaging

PLASTIC BOXES



- Material:** Black conductive polypropylene
- Surface resistance (boxe):** $R_{pp} < 10^5 \Omega$
- Material:** Closed cells, dissipative rigid polyethylene foam
- Surface resistance (foam):** $10^6 \leq R_{pp} \leq 10^8 \Omega$

- Conductive boxes with hinged lid providing a high level of mechanical and electrostatic protection during storage and shipment of components
- Models with foam are supplied with black dissipative rigid PE foam on the bottom

Part Number with foam	Part Number without foam	Internal Dimensions (mm)
25-313-0012	25-303-0050	97 x 54 x 14
25-313-0015	25-303-0055	34 x 34 x 10
25-313-0022	25-303-0060	73 x 50 x 16
25-313-0023	25-303-0065	108 x 81 x 16
25-313-0027	25-303-0070	89 x 64 x 16
25-313-0031	25-303-0075	138 x 96 x 35
25-313-0033	25-303-0080	227 x 125 x 20
25-313-0041	25-303-0085	227 x 125 x 30
25-313-0044	25-303-0090	227 x 125 x 40



- Material:** Black conductive polypropylene
- Surface resistance:** $R_{pp} < 10^5 \Omega$
- Volume resistance:** $R_v < 10^5 \Omega$

- Black conductive boxes with lid and snap lock

Part Number	Internal Dimensions (mm)
25-303-0005*	130 x 80 x 14
25-303-0010*	130 x 80 x 30
25-303-0015*	130 x 80 x 50
25-303-0020	178 x 133 x 78
25-303-0025	221 x 121 x 55

*grooves on top of lid to insert label

+ Foam inserts on request

INJECTED INSULATIVE BOXES



- Material:** Insulative polypropylene
- Colour:** grey
- Surface resistance:** $R_{pp} \geq 10^{11} \Omega$
- In conformity with:** Directive RoHS

Insulative boxes with lid and snap lock

Part Number (mm)	Internal Dimensions
21-513-1105 (MOQ)	130 x 080 x 014
21-513-1110	130 x 080 x 035
21-513-1115	130 x 080 x 050
21-513-1120	178 x 133 x 078
21-513-1125	221 x 121 x 055

SPRING BOXES FOR COMPONENTS



+ Material: Black conductive polypropylene
Surface resistance: $R_{pp} < 10^5 \Omega$

- Boxes with self-closing lid for SMD components
- All boxes can be attached the ones to the others

Part Number	Internal Dimensions (mm)
25-300-0005	12 x 12 x 17
25-300-0010	15 x 28 x 17
25-300-0015	40 x 28 x 17
25-300-0020	71 x 60 x 17

CARRYING CASES



- Perfect for field service repairs and for product packaging
- Standard version with flat base, strong comfortable handle and hinged lid
- Compatible with different interior solutions for extended protection
- Lightweight version available for reduction of weight and costs

Part Number	External Dimensions (mm)	Internal Dimensions (mm)
21-705-0005	300 x 200 x 63	260 x 160 x 39
21-705-0010	300 x 200 x 110	254 x 154 x 95
21-705-0015	300 x 200 x 154	254 x 154 x 139
21-705-0020	400 x 300 x 63	354 x 254 x 48
21-705-0025	400 x 300 x 110	354 x 254 x 95
21-705-0030	400 x 300 x 154	354 x 254 x 139
21-705-0035	400 x 300 x 221	354 x 254 x 206
21-705-0040	400 x 300 x 287	354 x 254 x 272
21-705-0045	600 x 400 x 111	554 x 354 x 95
21-705-0050	600 x 400 x 155	554 x 354 x 139
21-705-0055	600 x 400 x 221	554 x 354 x 206
21-705-0060	600 x 400 x 288	554 x 354 x 272

+ Material: Conductive polypropylene
Surface resistance: $R_{pp} < 10^5 \Omega$
Volume resistance: $R_v < 10^5 \Omega$
Maximum temperature of use: 80°C

CARDBOARD “DE-BOXES”

- Eurostat produces all kinds of ESD safe cardboard boxes in micro-groove or simple-groove material. The most commonly used quality is the conductive one (using 2-side conductive coated black sheets).
- Our “De-boxes” are a low cost packing method providing static protection for shipping, handling and storage of static sensitive devices.

+ **Material:** conductive corrugated cardboard
Thickness: 1.7mm
Surface resistance: $R_{pp} < 10^5 \Omega$
Colour: black
Conforms to: IEC 61340-5-1



Part Number	Int. Dim. (mm)	Features
25-402-0105	40 x 40 x 15	Pink dissipative PU flat foam
25-402-0110	60 x 60 x 25	
25-402-0115	100 x 100 x 38	Pink dissipative PU profiled foam
25-402-0120	135 x 50 x 20	
25-402-0205	178 x 127 x 38	
25-402-0210	229 x 191 x 38	
25-402-0215	229 x 191 x 64	
25-402-0220	267 x 216 x 64	
25-402-0225	318 x 267 x 64	
25-402-0230	394 x 318 x 64	

- Static shielding and physical protection for small components (FEFCO 0427 SHAPE)
- Conductive cardboard coated both sides, printed with ESD symbol
- Supplied with foam on bottom and under lid

Part Number	Int. Dim. (mm) L x L x h	Features
25-402-0010	100 x 60 x 15	Black dissipative PE Foam
25-402-0015	120 x 100 x 15	

- Static field alternative and physical protection for shipping Microchips EPROMS/SIMMS
- Conductive cardboard coated both sides, printed with ESD symbol (FEFCO 0400 SHAPE)
- Supplied with rigid foam on bottom

+ Customized models and other foam qualities available on request

EUROSTAT are today in a position to provide the widest range of ESD safe foam qualities:

- Carbon impregnated material provides uniform and permanent protection for ESD safe sensitive devices. It is perfect for long term packaging of semiconductor components due to its low ionic contamination and out gassing.
- Pink low tribocharging and dissipative foams are inexpensive and perform a general cushioning and product protection function within the EPA.

Available in 2 types:

- PU open cells for “propping up” applications
- PE closed cell product for non-shedding and routing applications

Type of foams Material	Thickness	Surface resistance	Density	Features	
LD 32 CN Black Conductive PE 83-300-0xxx (sheets) 26-3xx-0xxx (pads)	from 3mm (+2/- 1mm)	$< 10^5 \Omega$	32kg/m ³	<ul style="list-style-type: none"> • Rigid, closed cells, carbon loaded • Ideal for routed foam pads or insertion of non-sensitive ESD safe components 	
MABCO 40 Black Conductive PE 83-300-0xxxP (sheets) 26-3xx-0xxx (pads)	from 3mm (+2/- 1mm)	$< 10^5 \Omega$	40kg/m ³	<ul style="list-style-type: none"> • Rigid, closed cells, carbon loaded • Ideal for routed foam pads or insertion of non-sensitive ESD safe components 	
EV 45 CN Black Conductive PE	from 3mm (+2/- 1mm)	$< 10^5 \Omega$	45kg/m ³	<ul style="list-style-type: none"> • Rigid but slightly flexible, closed cells, carbon loaded • Ideal for routed foam pads or insertion of non-sensitive ESD safe components • Finer aspect 	
LD 30 SD Black Dissipative PE 83-400-0xxx (sheets) 26-4xx-0xxx (pads)	from 3mm (+2/- 1mm)	$< 10^9 \Omega$	30kg/m ³	<ul style="list-style-type: none"> • Rigid, closed cells, carbon loaded • Ideal for routed foam pads or insertion of sensitive ESD safe components 	
IP 45 SD Black Dissipative PE 83-400-0xxxP (sheets) 26-4xx-0xxxP (pads)	from 3mm (+2/- 1mm)	$< 10^9 \Omega$	45 kg/m ³	<ul style="list-style-type: none"> • Rigid, closed cells, carbon loaded • Ideal for insertion of sensitive ESD safe components 	
NS 35 AS Pink Dissipative PE 83-500-0xxx (sheets) 26-5xx-xxxx (pads)	from 3mm (+2/- 1mm)	$< 10^{11} \Omega$	35kg/m ³	<ul style="list-style-type: none"> • Rigid, closed cells • Economical solution • Ideal for routed foam pads, shock absorption and insertion of non-sensitive components 	
CFS Black Conductive PU 83-102-0xxx (sheets) 26-1xx-xxxx (pads)	from 3mm (+2/- 1mm)	$< 10^5 \Omega$	24 kg/m ³	<ul style="list-style-type: none"> • Soft, open cells • Ideal for shock absorption of non-sensitive components 	
Pink Dissipative PU 83-201-0xxx (sheets) 26-2xx-xxxx (pads)	from 6mm (+2/- 1mm)	10^9 to $10^{11} \Omega$	29 kg/m ³	<ul style="list-style-type: none"> • Soft, open cells • Economical solution • Ideal for shock absorption of non-sensitive components 	

+ PU or PE insulative foam on request

STANDARD FOAM PADS

Part Number	Types of Foam	Dimensions (mm)
26-403-0025P	IP 45 SD Black dissipative PS	355 x 255 x 3
26-403-0008P		555 x 355 x 3
26-412-0006P		355 x 255 x 12
26-412-0005P		555 x 355 x 12
26-406-0001P		355 x 255 x 6
26-406-0002P		555 x 355 x 6
26-103-0019	CF S Black conductive PU	355 x 255 x 3
26-103-0020		555 x 355 x 3
26-106-0016		355 x 255 x 6
26-106-0013	Pink dissipative PU	555 x 355 x 6
26-215-0012		355 x 255 x 15
26-215-0004		555 x 355 x 15

- Routed foam trays made on demand:

26-3xx-0xxx



26-5xx-xxxx



26-4xx-0xxx



+ PROTECT, STOCK AND TRANSPORT

your goods
FLEXIBLE PACKAGING



1. SHIELDING FILM
2. MOISTURE BARRIER BAGS
3. DESSICANTS AND HUMIDITY INDICATOR CARDS
4. VACUUM SEALERS
5. PE FILM
6. LABELS
7. PACKING ACCESSORIES

+ PROTECT, STOCK AND
TRANSPORT your goods
FLEXIBLE PACKAGING



FLEXIBLE PACKAGING

Eurostat are the most important European manufacturer in terms of flexible packaging dedicated to the protection of devices sensitive to electrostatic discharges.

Thanks to the synergy with Dou Yee, Eurostat propose a complete range of standard and customized bags, produced in Europe with technical films, covering all the needs: components, electrical devices or printing circuit boards etc.



SHIELDING BAGS



- +** **Surface resistance:** $R_{pp} < 10^{11} \Omega$
ESD-STM 11.11 @12% HR
- Decay time:** $< 0.05 \text{ sec FTMS } 101 \text{ Mtd } 406$
- Shielding effect:** $< 50 \text{ nJ}$
- Conforms to:** IEC 61340-5-1
MIL-PRF 81705D
RoHS compliant

PART NUMBER

Heavy duty Without zip	Heavy duty With zip	Light duty With zip	Dimensions (mm)	Inches
-	20-872-0303	-	76 x 80	3 x 3
20-871-0304	-	20-771-0304	76 x 102	3 x 4
20-871-0305	20-872-0305	20-771-0305	76 x 127	3 x 5
20-871-0406	20-872-0406	20-771-0406	102 x 152	4 x 6
20-871-0426	-	-	102 x 660	4 x 26
20-871-0430	-	-	102 x 762	4 x 30
20-871-0508	20-872-0508	20-771-0508	127 x 203	5 x 8
20-871-0608	20-872-0608	20-771-0608	152 x 203	6 x 8
20-871-0610	20-872-0610	20-771-0610	152 x 254	6 x 10
20-871-0626	-	-	152 x 660	6 x 26
20-871-0810	20-872-0810	20-771-0810	203 x 254	8 x 10
20-871-0812	20-872-0812	-	203 x 305	8 x 12
20-871-0816	-	-	203 x 406	8 x 16
20-871-1012	20-872-1012	-	254 x 305	10 x 12
20-871-1014	-	-	254 x 356	10 x 14
20-871-1024	-	-	254 x 610	10 x 24
20-871-1026	-	-	254 x 660	10 x 26
20-871-1115	-	-	279 x 381	11 x 15
-	20-872-1212	-	305 x 305	12 x 12
20-871-1216	20-872-1216	-	305 x 406	12 x 16
20-871-1218	20-872-1218	-	305 x 457	12 x 18
20-871-1414	-	-	356 x 356	14 x 14
20-871-1418	20-872-1418	-	356 x 457	14 x 18
20-871-1518	-	-	381 x 457	15 x 18
20-871-1624	-	-	406 x 610	16 x 24
20-871-1818	20-872-1818	-	457 x 457	18 x 18
20-871-1824	-	-	457 x 610	18 x 24
20-871-2026	-	-	508 x 660	20 x 26

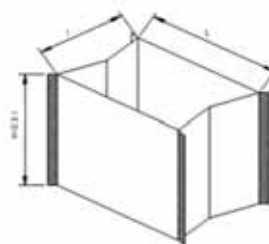
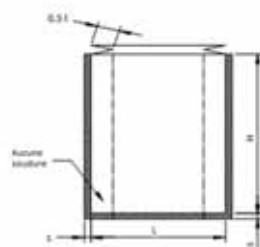
+ Customized sizes available on request

- Protection of static sensitive components and sub-assemblies
- Faraday cage
- Care should be taken to ensure shielding properties are maintained
- Should metal layer be damaged or bag torn, do not re-use

SHIELDING GUSSETED SHROUDS


Same technical features as shielding bags

+ Customized sizes available on request



G = Gusset
W = Width
S = Seal
D = Depth

SHIELDING BUBBLE BAGS



- + **Thickness:** 148μ
- Surface resistance:** $R_{pp} < 10^{11} \Omega$
- Decay time:** < 2 sec
- Shielding effect:** < 50 nJ
- Bubbles diameter:** 10 mm
- Conforms to:** IEC 61340-5-1
RoHS compliant

- Bags made from shielding film combined with low tribocharging and dissipative amines free air bubble film offering superior mechanical protection
- Zip option not available
- Supplied with a 30mm lap
- Also available in rolls (length: 100m)

Part number	Dimensions (mm)
20-006-6000	100 x 150 + 30
20-006-6001	150 x 200 + 30
20-006-6002	200 x 250 + 30
20-006-6003	240 x 210 + 30
20-006-6004	250 x 300 + 30
20-006-6005N	300 x 375 + 30
20-006-6006	345 x 300 + 30
20-006-6007	460 x 460 + 30

+ Customized sizes available on request

2. MOISTURE BARRIER BAGS

MOISTURE BARRIER BAGS



- + **Thickness:** 90μ (+/- 10%)
- Surface resistance:** $R_{pp} < 10^{11} \Omega$
- Decay time:** 1000 V – 100 V < 0,1s
- MVTR:** < 0,02g / 100 in² /24h
- Electrostatic shielding:** < 10nJ (energy penetration)
- Conforms to:** MIL-PRF 81705D Type 1 Class 1
EIA-583
IEC 61340-5-1
RoHS Compliant

- Multilayer barrier bags offering superior protection against EMI, ESD and moisture absorption
- Heat sealable
- Dedicated to package electronic components under vacuum or inert gas immediately after production

+ Other sizes and shrouds available on request

Part Number 90μ	Dimensions (mm)	Inches
20-082-0039	102 x 152	4 x 6
20-082-0004	102 x 762	4 x 30
20-082-1012	254 x 305	10 x 12
20-082-1020	254 x 508	10 x 20
20-082-0007	254 x 762	10 x 30
20-082-0003	406 x 457	16 x 18
20-082-0009	457 x 457	18 x 18
20-082-0010	203 x 406	8 x 16

2. MOISTURE BARRIER BAGS

- +** **Thickness:** 106 μ (+/- 10%)
- Surface resistance:** Rpp < 10¹¹ Ω
- Decay time:** 1000 V – 100 V < 0,02s
- MVTR:** \leq 0,0003g / 100 in² /24h
- Electrostatic shielding:** < 10nJ (energy penetration)
- Conforms to:** EIA-583 / EIA-541 / EIA-625
IPC / JEDEC J-STD033
MIL-PRF 81705D Type 1 Class 1
IEC 61340-5-1
ROHS Compliant

Part Number 106 μ	Dimensions (mm)	Inches
20-211-0406	102 x 152	4 x 6
20-211-0430	102 x 762	4 x 30
20-211-1012	254 x 305	10 x 12
20-211-1020	254 x 508	10 x 20
20-211-1030	254 x 762	10 x 30
20-211-1618	406 x 457	16 x 18
20-211-1818	457 x 457	18 x 18
20-211-0816	203 x 406	8 x 16

- +** **Thickness:** 152 μ (+/- 10%)
- Surface resistance:** Rpp < 10¹¹ Ω
- Decay time:** 1000 V – 100 V < 0,02s
- MVTR:** < 0,0003g / 100 in² /24h
- Electrostatic shielding:** < 10nJ (energy penetration)
- Conforms to:** EIA-583 / EIA-541 / EIA-625
IPC / JEDEC J-STD033
MIL-PRF 81705D Type 1 Class 1
IEC 61340-5-1
ROHS Compliant

Part Number 152 μ	Dimensions (mm)	Inches
20-072-0013	102 x 152	4 x 6
20-071-0430	102 x 762	4 x 30
20-072-0011	254 x 305	10 x 12
20-071-1020	254 x 508	10 x 20
20-072-0035	254 x 762	10 x 30
20-071-1618	406 x 457	16 x 18
20-071-1818	457 x 457	18 x 18
20-071-0816	203 x 406	8 x 16

CLEAR MOISTURE BARRIER BAGS

- Provides moisture and corrosion protection for sensitive components
- Any text, picture, label on indication packed inside can read easily



Part Number	Dimensions (mm)
20-200-0406	102 x 152
20-200-1012	254 x 305
20-200-1020	254 x 508
20-200-1618	406 x 457
20-200-1818	457 x 457

- +** **Thickness:** 115 μ m
- Surface resistance:** Rpp < 10¹¹ Ω
- MVTR:** \leq 0,006g / 100 in² /24h
- Conforms to:** EIA-541
IEC 61340-5-1
Directive RoHS

+ Please consult us for more information!

3. DESSICANTS AND HUMIDITY INDICATOR CARDS

PROTECT, STOCK AND TRANSPORT
your goods - Flexible packaging



- + **Temperature of use:** up to 50°C
- Moisture:** efficient from 15% to 50% HR
- Reactivation:** 120°C
- Conforms to:** MIL-D-3464 E



- Environmentally friendly (clay) and competitively priced product
- Non-woven bags with dissipative coating
- Recommended with moisture barrier bags

Desiccants argile:

Part Number	Unit	Units per box
20-053-0002	1/18 unit (2 gr)	2000
20-053-0006	1/6 unit (6 gr)	1000
20-053-0012	1/3 unit (12 gr)	1000
20-053-0017	1/2 unit (17 gr)	500
20-053-0035	1 unit (35 gr)	400
20-053-0070	2 units (70 gr)	200
20-053-0140	4 units (140 gr)	100
20-053-0280	8 units (280 gr)	50
20-053-0560	16 units (560 gr)	25

Silica gel:

Part Number	Unit	Units per box
20-054-0002	2 gr	2500 (50pcs/bags and 50 bags/box)
20-054-0003	10 gr	1200

- For applications sensitive to micro-contamination coming from the clay



- Used to detect moisture and humidity in such cases where its presence can be detrimental to a product
- Recommended with moisture barrier bags

Part Number	Unit	Units per box
20-063-0011	10, 20, 30, 40, 50, 60	200
20-063-0016	5, 10, 15	125
20-063-0020	10, 20, 30, 40	100
20-063-0021	5, 10, 60	125
20-063-0022	30, 40, 50	125
20-062-0023 (cobalt free)	5, 10, 60	125

+ Cobalt dichloride free indicators available on request with MOQ



- Vacuum sealer using Bernoulli Effect on compressed airline exhaust
- Unique solution for generating vacuum without embedded vacuum pumps: maintenance free and low noise

Advantages of Nozzle type vacuum sealer over chamber type:

- Sizes of packages are not restricted by the size of chamber
- Offers flexibility of full or partial gaseous flush
- Appropriate for cleanroom applications thanks to the absence of pump and moving mechanical parts.

Purpose of vacuum packaging:

- Prevents corrosion, humidity, static electricity
- Removes particles / Sterilization effect / Reduces distribution cost / Easy to store
- Increases the brand image with its visual

Vacuum packaging fields:

- Electrical and IC fields
- Optical instruments (OPTIC-NANO)
- Medical (includes pharmaceuticals)
- Various fields (military, research, distribution...)
- Semiconductors
- Fibres
- Stationery

Options on request:

- Sealing widths up to 1100mm
- Double sealing bars for thick bags
- Mounting stands



Part Number	Heating bar width (mm)	Number of heating bars	Stand
70-100-6019	450	1	No
70-100-6023	450	1	Yes
70-100-6022	600	1	No
70-100-6021	600	1	Yes

+ Clean room compatible

+ Spare parts available on request

PINK POLY BAGS

Other sizes available on request



PART NUMBER

Part duty without zip	Part duty with zip	Dimensions (mm)	Inches
-	20-014-0002	76 x 80	3 x 3,2
20-013-0003	20-014-0006	76 x 100	3 x 4
20-011-0305	20-012-0305	76 x 127	3 x 5
20-011-0406	20-012-0406	102 x 152	4 x 6
20-011-0508	20-012-0508	127 x 203	5 x 8
20-011-0608	-	152 x 203	6 x 8
20-011-0610	20-012-0610	152 x 254	6 x 10
20-011-0810	20-012-0810	203 x 254	8 x 10
20-011-0812	20-012-0812	203 x 305	8 x 12
20-011-1012	20-012-1012	254 x 305	10 x 12
20-011-1214	-	305 x 356	12 x 14
20-011-1216	20-012-1216	305 x 406	12 x 16
20-011-1620	-	406 x 508	16 x 20
20-011-1824	-	457 x 610	18 x 24



PART NUMBER

Medium duty without zip	Medium duty with zip	Dimensions (mm)	Inches
-	20-112-0001	76 x 80	3 x 3,2
20-111-0304	20-112-0002	76 x 100	3 x 4
20-111-0305	20-112-0305	76 x 127	3 x 5
20-111-0406	20-112-0406	102 x 152	4 x 6
20-111-0508	20-112-0508	127 x 203	5 x 8
20-111-0608	-	152 x 203	6 x 8
20-111-0610	20-112-0610	152 x 254	6 x 10
20-111-0810	20-112-0810	203 x 254	8 x 10
20-111-0812	20-112-0812	203 x 305	8 x 12
20-111-1012	20-112-1012	254 x 305	10 x 12
20-111-1214	-	305 x 356	12 x 14
20-111-1216	20-112-1216	305 x 406	12 x 16
20-111-1620	-	406 x 508	16 x 20
20-111-1824	-	457 x 610	18 x 24

- Heat-sealable bags made from pink low tribocharging and dissipative LDPE (Low Density Polyethylene)
- Competitive bag solution
- Available in translucent version with MOQ

- Material:** Pink LD Polyethylene with antistatic agent Amine free
Surface resistance: $R_{pp} < 10^{11} \Omega$
Decay time: from 1000V to 100V < 2 seconds
Conforms to: IEC 61340-5-1
 RoHS Compliant
 REACH

PART NUMBER

Light duty without zip	Light duty with zip	Dimensions (mm)	Inches
-	20-010-0006	76 x 80	3 x 3,2
20-007-0305	20-008-0305	76 x 127	3 x 5
20-007-0406	20-008-0406	102 x 152	4 x 6
20-007-0508	-	127 x 203	5 x 8
20-007-0608	-	152 x 203	6 x 8
20-007-0610	20-008-0610	152 x 254	6 x 10
20-007-0810	-	203 x 254	8 x 10
20-007-0812	20-008-0812	203 x 305	8 x 12
20-007-0816	-	203 x 406	8 x 16
20-007-1012	20-008-1012	254 x 305	10 x 12
-	20-010-0007	254 x 356	10 x 14
20-007-1216	20-008-1216	305 x 406	12 x 16
20-007-1620	-	406 x 508	16 x 20

PERMANENT ESD SAFE BAGS



PART NUMBER

Medium duty without zip	Medium duty with zip	Dimensions (mm)
-	20-096-0002	076 x 080
20-095-0304	20-096-0304	076 x 102
20-095-0305	20-096-0305	076 x 127
20-095-0406	20-096-0406	102 x 152
20-095-0508	20-096-0508	127 x 203
20-095-0608	-	152 x 203
20-095-0610	20-096-0610	152 x 254
20-095-0810	20-096-0810	203 x 254
20-095-0812	20-096-0812	203 x 305
20-095-1012	20-096-1012	254 x 305
20-095-1214	-	305 x 356
20-095-1216	20-096-1216	305 x 406
20-095-1620	-	406 x 508
20-095-1824	-	457 x 610

- No shelf life; made from permanent dissipative foil
- No greasy effect, no stains, no contamination and no scratch when in contact with aspect sensitive parts
- Cross contamination free

+ **Material:** green permanent dissipative PE
Surface resistance: Rpp < 10¹¹ Ω
Conforms to: IEC 61340-5-1
 RoHS Compliant

TRANSPARENT PE BAGS

- Complex film especially designed and developed to protect LCD screens

+ **Material:** Transparent Polyethylene
Thickness: 35μ
Surface resistance: Rpp < 10¹¹ Ω
Conforms to: REACH and RoHS compliant



+ Please consult us for more information!

PINK BUBBLE BAGS



- Excellent mechanical protection
- 2 layers co-lamination

Part Number	Dimensions (mm)
20-021-6000	100 x 150
20-021-6001	150 x 200
20-021-6002	175 x 250
20-021-6003	200 x 250
20-021-6004	250 x 300
20-021-6005	300 x 375
20-021-6020	400 x 700 + 100 lap

+ **Material:** Pink dissipative LD Polyethylene
Thickness: 55μ (+/- 10%)
Bubbles diameter: 10mm
Surface resistance: Rpp < 10¹⁰ Ω
Conforms to: RoHS Compliant
 REACH

+ Other sizes and 3 layers co-lamination available on request

PINK BUBBLE ROLLS



- +** **Material:** Pink dissipative LD Polyethylene
- Thickness:** 55µ (+/- 10%)
- Bubbles diameter:** 10mm
- Surface resistance:** Rpp < 10¹⁰ Ω
- Conforms to:** IEC 61340
RoHS compliant

Part Number	Dimensions (mm)
20-022-0003	300mm x 150m
20-022-0005	500mm x 150m
20-022-0006	600mm x 150m
20-022-0007	750mm x 150m
20-022-0010	1000mm x 150m
20-022-0015	1500mm x 150m

+ Other roll widths and pre-cut sizes on request

GUSSETED SHROUDS

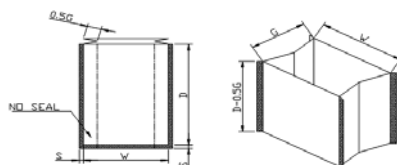


- +** **Material:** Pink dissipative LD/HD/LD Polyethylene
- Thickness:** 80µ (+/- 10%)
- Surface resistance:** Rpp < 10¹¹ Ω
- MVTR:** ≤ 2.7 g/m²/24 h
- Conforms to:** IEC 61340-5-1
RoHS Compliant

- 3 layers pink PE co-lamination
- Low tribocharging and dissipative
- Perfect for pallets protection

Part Number	Dimensions W x G x L
20-019-6025	1250 x (2x425) x 1850 mm
20-019-6027	1250 x (2x425) x 1600 mm
20-019-6029	579 x (2x196) x 745 mm

+ Other models on stock or on request
Mono-layer LPE gusseted shrouds also available



G = Gusset
W = Width
S = Seal
D = Depth

+ FOR WASTE BAGS, PLEASE REFER TO PAGE 131

PINK TUBING



- +** **Material:** Pink dissipative LD Polyethylene
- Thickness:** 90µ (+/- 10%)
- Surface resistance:** Rpp < 10¹² Ω
- Decay time:** from 1000V to 100V < 2 secondes
- Conforms to:** IEC 61340-5-1
RoHS compliant

- Pink low tribocharging and dissipative polyethylene packaging tubing (amine-free)
- Heat sealable

Part Number	Dimensions
20-031-0005	100mm x 250m
20-031-0015	150mm x 250m
20-031-0020	200mm x 250m
20-031-0025	250mm x 250m
20-031-0030	300mm x 250m
20-031-0035	400mm x 250m
20-031-0040	500mm x 250m

+ Other thicknesses and widths available on request

BLACK CONDUCTIVE TUBING



- Material:** Conductive Polyethylene
- Thickness:** 100µ (+/- 10%)
- Colour:** black
- Surface Resistance:** $R_{pp} < 10^5 \Omega$
- Conforms to:** IEC 61340-5-1
RoHS compliant

- Black carbon loaded film
- Excellent grounding properties
- Suitable for the powders and explosives handling
- **CAUTION!** The use of black conductive PE bags or tubing might be detrimental to electronic components due to the high speed of the electrostatic discharge on the surface.

Part Number	Dimensions
20-851-0005	76mm x 152m
20-851-0010	102mm x 152m

VCI - AMINE FREE ANTISTATIC FILM

- Surface Resistance:** $R_{pp} < 10^{11} \Omega$
- Conforms to:** NACE Standard TM0208-2008

- VCI polybags provide effective corrosion protection to all types of metals
- Eliminate the need for messy oils, greasing, solvent or other potential hazardous materials

+ Please consult us for more information!

MANUAL WELDERS



- Welding machine for film with cut device on request
- Ideal for sealing poly tubing
- No vacuum function

Part Number	Welding length (mm)	Welding width (mm)	Max. seal thickness (mm)	Power	Weight (kg)
70-100-6202	200	2	2 x 0.1	260 W	4.5
70-100-6201	300	2	2 x 0.15	380 W	5.4

+ Other models and sizes on request

BLACK DISSIPATIVE COVER TAPES



- Material:** Black Polyethylene
- Thicknesses:** 70µ (+/- 10%) or 100µ
- Tape width:** 35mm
- Surface Resistance:** $10^5 \leq R_{pp} \leq 10^{10} \Omega$
- Conforms to:** REACH and RoHS compliant

- Cover tapes to be used with carrier tapes
- Heat sealable and enabling a tight range in the sealing strength

Part Number	Thickness	Width	Length per spool
90-400-0035	70 µ	35 mm	1000 m
90-401-0035	100 µ		500 m

+ Other sizes on request

6. LABELS

PROTECT, STOCK AND TRANSPORT
your goods - Flexible packaging



Part Number	Description	Dimensions (mm)	Text
42-150-0015 EN	Yellow label	25 x 45	Observe precautions for handling electrostatic discharge sensitive devices
42-150-0020 EN	Yellow label	40 x 60	Static sensitive devices Handle only at static safe work stations
42-150-0040 FR	Yellow label for shielding bags	25 x 45	Attention Respecter les précautions de manipulation des produits sensibles aux décharges électrostatiques
42-150-0041 EN	Etiquette label for shielding bags	25 x 45	Attention Observe precautions for handling electrostatic discharge sensitive devices
42-150-9003 FR	Yellow label	40 x 60	Circuits sensibles à l'électricité statique Manipulation uniquement autorisée sur poste de travail protégé

7. PACKING ACCESSORIES

DISSIPATIVE STRETCH FILM

- Excellent mechanical properties
- Suitable for machine and hand wrapping
- Recyclable

+ **Material:** pink electrostatic dissipative LDPE
Surface resistance: $R_{pp} \leq 10^{11} \Omega$
Thickness: 23 μ
Conforms to: EN 61340-5-1 et ANSI/ESD S20.20 - 1999

Part Number 85-100-0018

+ **Size:** 0.5 x 250 m (+/- 5%)
Weight: 3 Kg (+/- 5%)
Core diameter: 50 mm
Hand use

Part Number 85-100-0019

+ **Size:** 0.5 x 1000 m (+/- 5%)
Weight: 12 Kg (+/- 5%)
Core diameter: 75 mm
Automatic use



CONDUCTIVE STRAPS

+ **Material:** Dissipative PP
Dimensions : 12mm x 0.5mm – rouleau de 1500m
Surface resistance: $R_{pp} < 10^4 \Omega$
Tensile strength: 1430 kg/mm²
Elongation at break: 125 %

- Specially designed for automatic packing ESD safe sensitive items
- Compatible with most conventional strapping machines

Part Number 70-101-0001



DISSIPATIVE STRAPS

+ **Material:** Velcro strap, coated nylon strap
Color: black
Surface resistance: $R_{pp} < 10^{11} \Omega$

- Static dissipative straps are specially designed to pack ESD safe sensitive items firmly through Velcro action

Part Number Dimensions (mm)

70-101-0002 25.4 x 915
 70-101-0003 25.4 x 508

+ Other lengths on request

ADHESIVE TAPES

PARCEL ADHESIVE TAPE

- + **Size:** 50mm x 66m per roll
- Core diameter:** 76mm
- Non ESD safe**

Part Number 42-005-0010

- ESD symbol
- French and English text ("Observe precautions for handling electrostatic sensitive devices")



ANTISTATIC ADHESIVE / LOW CHARGING TRANSPARENT TAPE

- + **Surface resistance:** $10^9 \leq R_{pp} \leq 10^9 \Omega$
- Conforms to:** IEC 61340-5-1



Part Number	Dimensions	Core Ø
42-015-5000	66m x 12mm	76 mm
42-015-5001	66m x 24mm	
42-015-5002	66m x 48mm	

ADHESIVE TAPES WITH CONDUCTIVE GRID

- + **Surface resistance:** $R_{pp} \leq 10^{11} \Omega$



Part Number	Dimensions	Core Ø
42-115-0105	36m x 48mm	76 mm
42-115-0110	36m x 24mm	
42-115-0115	36m x 19mm	
42-115-0120	36m x 12mm	

+ Could be provided with plastic core for Clean Room requirements

ADHESIVE TAPES DISPENSERS

-6008



-6007

- Conductive tape dispensers
- Metal with black epoxy paint design

- + **Coating:** conductive powder coated finish
- Colour:** black
- Core diameter:** 76mm
- Surface resistance:** $R_{pp} < 10^3 \Omega$
- Conforms to:** IEC 61340-5-1

Part Number	Description
42-100-6004	Dispenser for 15 mm tape
42-100-6005	Dispenser for 25 mm tape
42-100-6006	Dispenser for 50 mm tape
42-100-6007	Dispenser for max 50 mm tape
42-100-6008	Dispenser for max 100 mm

- + **Material:** ABS
- Colour:** black
- Core diameter:** 25mm et 76mm
- Surface resistance:** $10^9 \leq R_{pp} \leq 10^9 \Omega$
- Conforms to:** IEC 61340-5-1

Part Number 41-092-0103

- For 29mm tape

+ INSTRUMENTATION and IONIZATION



1. ENTERING CONTROL SYSTEMS FOR EPA
2. MEASURING INSTRUMENTS
3. IONIZATION
4. DESHUMIDIFICATION SYSTEMS

+ - + - + - + - +

INSTRUMENTATION and IONIZATION

EUROSTAT TURNSTILES

- For companies who need to ensure that the operators cannot enter the EPA unless their wrist straps and footwear are compliant every day
- The turnstiles comply with ANSI/ESD S20/20 specification and ISO standards record keeping requirements



Part Number	Description
61-200-3106	NEW EUROSTAT TURNSTILE Turnstile shoes tester or shoes and wrist strap tester with card reader Compatible to any HID card format

- Both ESD safe shoes are tested separately through measuring electrodes, installed in the contact mat.
- This system tests operators quickly (≤ 3 sec) and automatically and generate reports for the ESD coordinator
- Communication with a server for traceability (Operator ID, Time & Date, Test values etc...)
- LCD screen showing real time measurement
- Keypad
- Hygrometry measurement
- Choice of measuring ranges and system calibration directly with the software
- HID Wiegand interface



Part Number	Description
61-200-3103	Turnstile shoes tester or shoes + wrist strap tester

- Simple version without card reader
- Both ESD safe shoes are tested separately through measuring electrodes, installed in the contact mat.
- Operator test time: < 3 sec

TESTER WITH CARDS READER

- Measured values on LCD display (61-200-0006)
- Identification by RFID badge
- Independent / network working
- Complete test of simple and double conduction wrist straps
- Software controlled digital calibration of tester
- Advanced personnel management (transmission of test reports by email, passing authorization by area...)
- Universal software can manage all types of testers



Part Number	Description
61-200-0006	ESD tester with LCD display - GZ 600
61-200-0004	ESD tester without LCD display - GZ 350
61-200-0005	Integrated Management Software

- + **Tester dimensions:** 305 x 295 x 46 mm
- Dual foot plate dimensions:** 480 x 403 x 25 mm
- 9 LEDs for test results indication**
- 4 test modes:** wrist strap only / foot only / both wrist strap and foot / wrist strap or foot
- Conforms to:** IEC 61340-5-1

ELITE TESTER WITH CARDS READER



Part Number	61-200-3109
-------------	-------------

- Tests dual cord wrist straps and both right and left foot heel grounders individually
- Possibility to program testing parameters for each employee
- HID Wiegand Interface
- Footplate & Stand
- Each tester is embedded with the Variable Test Resistance software calibration system

- + **Tester dimensions:** 234 x 133 x 43 mm
- 4 colours of LEDs for test results indication**
- Conforms to:** IEC 61340-5-1



AUTO-ANALYSIS SYSTEM KIT – PGA 710 - PROFESSIONAL EQUIPMENT FOR AUDITORS

Measures, records, analyzes and reports electrostatic voltage and decay performance



This kit includes:

- PGA-710 Auto-analysis Set
- Auto-analysis Application Software Disk
- PFM-711A Field Meter
- CPM-720A Charge Plate Assembly
- PCS-730 ± 1KV Charging Source
- PHT-771 Digital Psychrometer
- GAP-005 Ground Adapter Plug
- PFA-861-H Handle
- PWS-610M Fabric Band Wrist Strap
- Carrying Case with Handle
- Accessory Box
- Operator's and How to Measure Manuals

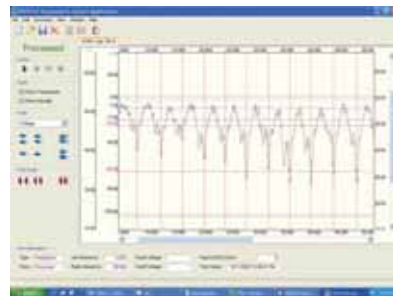
Part Number	61-100-0003
-------------	-------------

+ Conforms to: IEC 61340-5-1

+ Please consult us for more (technical) information

PGA-710B AUTOANALYSIS SYSTEM SET - WALKING TEST

Perfect to implement a walking test into the work environment.



- A unique electrostatic data analysis device for use with Prostat's PFK-100 Field meter/Charge Plate Monitor Set.
- Records, plots, analyzes and automatically constructs reports of body voltage generation, electrostatic decay, voltage retention, ionizer performance and other static measuring functions.
- Creates detailed reports to help determine the risk of equaling or exceeding damaging or hazardous HBM discharge voltages in static sensitive facilities.
- Analyze Footwear & Flooring Combinations: Records personnel walking voltages in accordance with ANSI/ESD STM 97.2 Body Voltage measurements as required by ANSI/ESD S 20.20 ESD Program Standard
- Other Equipment Applications include voltage generation of chairs, carts and process equipment

Part Number	61-100-0005
-------------	-------------

CONTACT VOLTMETER CVM-780

- The New CVM-780 Contact Voltmeter combines the ease of use of a digital voltmeter with the high input impedance and low input capacitance of a true electrostatic voltmeter in a small, portable, battery operated package.
- Being a true electrostatic voltmeter, not a field meter means that it reads real voltage, without confusing it with electrostatic field strength, which can be distinctly different.
- Ceramic Probe Tips allow Accurate Measurement



Part Number Euro Plug	Part Number UK Plug	Description
61-100-0002	61-300-0002	High impedance contact voltmeter with active probe

- + **Meter dimension (with boot):** 191 x 108 x 60 mm
Weight: 680 g
Conforms to: IEC 61340-5-1

FIELD METER SET PFK-100

- The PFK-100 set includes Prostat's unique PFM-711A dual range field meter, CPM-720A charged plate monitor assembly and PCS-730 ±1 KV charging source.
- With this instrument set you can measure electrostatic fields, analyze ionizer performance and assess the voltage generation of materials, equipment and personnel.



Part Number	60-400-0001
-------------	-------------

- + **Conforms to:** IEC 61340-5-1

TERA-OHM METER SET PRS-801

- The PRS-801 is a unique, constant voltage, wide range ohmmeter with data logging, calculating and computer communication capabilities.
- Accurate Wide Range Resistance Measurements: 0.1 Ω to 2.0x10¹⁴ Ω
- Variable Voltage 0.1 mv to 9.99 V for low resistance measurements
- Constant Test voltages 10V and 100V for specification measurements to meet international and domestic ESD measurement standards



Part Number 61-100-0503

+ Conforms to: IEC 61340-5-1

MICRO PROBES

MINIATURE CONCENTRIC RING FIXTURE PRF-912B

- Accurately measures surface resistance of small areas
- Capable of obtaining measurements up to 1.0x10¹² Ohms
- Designed to work with a precision wide range resistance instrument, such as PRS-801 Resistance System



Part Number 60-600-0026

+ Conforms to: IEC 61340-5-1

MINIATURE TWO-POINT PROBE PRF-922B

- Accurately measures point-to-point surface resistance of small areas and assemblies
- Capable of obtaining measurements up to 1.0x10¹² Ohms
- Designed to work with a precision wide range resistance instrument, such as PRS-801 Resistance System



Part Number 60-200-0606

+ Conforms to: IEC 61340-5-1



TERA-OHM METER TOM 600



- Suitable for mobile use with compact housing and rechargeable batteries
- Operate friendly: only 2 buttons required to use it
- Measures resistance, temperature and humidity at the same time
- PC software interface included
- All results can be exported to Microsoft Excel™

Part Number	Description
61-200-0600RoHS	Complete test kit (EU plug)
61-300-0600RoHS	Complete test kit (UK plug)

- + **Tester compliant with:** EOS-ESD 4.1/6.1 & IEC 61340-5-1
- Electrodes compliant with:** EOS-ESD 4.1/7.1 & IEC 61340-5-1
- RoHS compliant**

Including:

- Tera Ohm meter
- 4 rechargeable A4 batteries
- Conductive suitcase with foam inserts
- Power supply
- 1m cord
- 5m cord
- Serial PC cable
- CD-ROM with PC interface
- Operating instructions and calibration certificate
- 2.5 kg pair of electrodes, available separately (ref 61-200-0602)

RESISTIVITY INDICATOR



- Ultra wide range, battery operated and portable instrument for measuring surface resistivity of virtually any flat surface conforming to ASTM D-257 standard by using recommended parallel bar sensing probe.

- The surface resistivity is conveniently indicated by a row of LEDs covering a total of 10 decades from 10^3 to 10^{12} ohms per square.

Part Number	61-100-0401
-------------	-------------

- + **Power voltage:** DC 9V
- Weight of instrument:** 170g
- Validity of battery:** 40 H
- Measurement accuracy:** $\pm 1/2$ década
- Measurement range:** $10^3 - 10^{12}\Omega / 40 - 60^\circ\text{C} / 0 - 100\% \text{RH}$
- Calibration certificate**

CHARGE PLATE MONITOR CPM 374

The charge plate monitor CPM 374 measures the voltage potential on its integrated plate-electrode according to the field mill-influence-principle and is suitable to determine the static decay time from a selected higher voltage threshold to a lower voltage threshold level.



- 3 functions: high impedance voltmeter, CPM, electrostatic field meter
- Data recording and transfer on a computer
- Automatic calibration (caution: the annual calibration is still necessary)
- Simple user interface: only 2 buttons required to use it
- Can be operated by using the wall power supply
- For measuring vertically, the enclosed bolts have to be used

Part Number	Description
61-200-0374	Complete set (EU plug)
61-300-0374	Complete set (UK plug)

- + **ROHS Compliant**

FIELD METER EFM 022

- This electrostatic field meter EFM022 is a hand-held field meter for precise measurement of electrostatic charges.
- With the CPS022 accessory, the electrostatic field meter can be used as a charge plate monitor.



- Precise measurement of static charges with automatic distance conversion (choice of 5 pre-set distances)
- Operates on battery that can be supplemented with an AC net adaptor
- With optional CPS022, can be used as a charge plate monitor for audit purposes and checking of ionization appliances

Part Number	Description	Features
61-200-0220RoHS	Electro field meter (EU plug)	Including: <ul style="list-style-type: none"> • Conductive suitcase • Electrostatic field meter • Grounding cable • 9V rechargeable battery and power adaptor • Certificate of calibration and user manual
61-300-0220RoHS	Electro field meter (UK plug)	<ul style="list-style-type: none"> • Including the same elements (listed above)
61-200-0221RoHS	Charge plate monitor (cannot work without the 61-200-0220)	<ul style="list-style-type: none"> • Conductive suitcase with foam inserts • Adaptable charge plate for EFM022 with HV generator $\pm 1200V$ • User manual
61-200-0222RoHS	Complete set electro field meter	61-200-0220RoHS + 61-200-0221RoHS (EU plug)
61-300-0222RoHS	Complete set electro field meter	61-300-0220RoHS + 61-200-0221RoHS (UK plug)

+ RoHS Compliant

TESTERS

SHOES AND WRIST STRAP TESTERS

WST 100

- Tester designed for checking the conformity of operators wrist strap and/or shoes to the ESD protection standard.
- It is also designed to be permanent wall mounted in a production facility for daily testing of employee's wrist straps and footwear.



- Easy to operate, red and green LEDs give clear "pass" or "fail" indication
- Individual tests for the wrist strap, the right and left shoe
- Can register up to 60 000 different measurements
- Output for interface with PC or automatic door opening system
- Operates battery that can be supplemented with an AC net adaptor
- Tester and calibration plug are delivered with a certificate of calibration

Part Number	Description
61-200-0100RoHS	Testeur WST100 – complete set (tester, shoe electrode)
61-200-0103	Power supply (EU plug)
61-300-0103	Power supply (UK plug)
61-300-0104	Wall mounted operational panel (French version)
61-200-0105	Wall mounted operational panel (English version)
61-200-0107	Interface PC
61-200-01xx	Calibration plug Low limit 0MΩ - 2MΩ - High limit 5MΩ - 200MΩ

- + **Conforms to:** RoHS compliant
IEC 61340-5-1

WST 80



- Our economical version of a shoes & wrist strap tester for mobile use or wall mounted
- Compatible with all types of connection: 7 / 10 mm studs, banana or GSGS plugs (4.5mm studs in option)
- Indicates whether resistance is too low or too high (no separate test between shoes and wrist strap)
- Works with batteries supplied with the tester
- Low battery indicator

Part Number	Description
61-200-0000RoHS	Testeur WST 80

- + **Conforms to:** RoHS compliant
IEC 61340-5-1

WRIST STRAP TESTERS

WST 50



- Versatile compact wrist strap tester for mobile use or wall mounted
- Compatible with all types of connection: 4.5 / 7 / 10 mm studs, banana or GSGS plugs
- Calibration: low 750 KΩ, high 35 MΩ
- Indicates whether resistance is too low or too high
- Works with batteries supplied with the tester
- Low battery indicator
- 2 calibration plugs are required: one for the low limit and the second one for the high limit

Part Number	Description
61-200-0050RoHS	Tester WST 50 (7/10mm stud/banana/GSGS)
61-200-0051RoHS	Tester WST 50 (4,5/10mm stud/banana/GSGS)
61-200-00xx	Calibration plug - from 10 KΩ to 200 MΩ

+ **Conforms to:** RoHS compliant
IEC 61340-5-1

WORKBENCH IONIZERS

- +** **Dimensions:**
133 x 127 x 63 mm
- Weight:** 595 g
- RoHS Compliant**
- Conforms to:**
IEC 61340-5-1



+ Clean room compatible
Class ISO 5

+ EUROSTAT IS A CERTIFIED REPAIR AND SERVICE CENTER TO ADVISE ON THE USE OF SIMCO ION IONIZERS

- Reliable, economical ionizer for workbench and equipment applications
- High performance
- Universal mounting bracket/stand
- Input voltage: 24V DC/AC operation
- 24 VAC 230V 50 Hz transformer
- Alarm with front panel red led
- FMS interface with report alarm for remote monitoring

Part Number Euro plug	Part Number UK plug	Model
60-200-6432eRoHS	60-100-6432eRoHS	Local area blower 6432e

- +** **Dimensions:**
111 x 83 x 63 mm
- Weight:** 357 g
- RoHS Compliant**
- Conforms to:**
IEC 61340-5-1



+ Clean room compatible
Class ISO 5

- Compact size for point-of-use and in-line application
- Low voltage operation
- High performance
- Small size allows in line or in-machine ionization
- Up to 4 units can be daisy-chained together with telephone cable and connections
- Alarm with front panel red led
- FMS interface with report alarm for remote monitoring

Part Number Euro plug	Part Number UK plug	Model
60-200-6422eRoHS	60-100-6422eRoHS	Point-of-use-blower 6422e

- +** **Dimensions:**
140 x 220 x 80 mm
- Weight:** 2.4 g
- RoHS Compliant**
- Conforms to:**
IEC 61340-5-1



- Fast, targeted neutralization of static charges
- Compact and quiet for unobtrusive use
- Variable speed fan for airflow control
- Status lamp indicates high voltage is present at the emitter points
- Integrated heater for warm air flow

Part Number Euro plug	Part Number UK plug	Model
60-200-0003	60-100-0013	Ionizing air blower PC

- +** **Dimensions:**
145 x 210 x 95 mm
- Weight:** 3.2 kg
- ANSI/ESD STM3.1**
- RoHS Compliant**
- Conforms to:**
IEC 61340-5-1



- Compact and portable design
- Easy to install, operate and maintain
- Two speed fan control

Part Number Euro plug	Part Number UK plug	Model
60-200-0007	60-100-0017	Endstat 2020 benchtop ionizer



+ **Dimensions:** 267 x 193 x 127 mm
Weight: 136 g
Cleanliness: ISO 4
RoHS compliant
Conforms to: IEC 61340-5-1

- Provides reliable, fast static charge control for bench-top work areas and small spaces

Part Number Euro plug	Part Number UK plug	Model
60-200-5802i	60-350-5802i	Benchtop blower 5802i



+ **Dimensions:** 98 x 136 x 60 mm
Weight: 0.5 Kg
RoHS compliant
Conforms to: IEC 61340-5-1

- Designed for portable or permanent operation
- Self-monitoring to ensure controlled and consistent ion output
- 24 VDC input power supplied by wall ac adapter or by local tool power
- The stand provided can be used in a permanent operation by bolting it to a sturdy flat surface
- Articulating arm offers flexibility for directed ionization into hard to reach target areas

Part Number Euro plug	Part Number UK plug	Model
60-200-0024	60-100-0019	Compact Ionizing Blower MinION2



+ **Dimensions:** 391 x 114 x 206 mm
Weight: 7.9 kg
RoHS compliant
Conforms to: IEC 61340-5-1

- Provides excellent coverage, stability of balance and rapid static discharge
- No calibration is necessary
- Built-in emitter point cleaner for simplified maintenance
- Integrated heater for warm air flow
- Emitter Points never need replacement

Part Number Euro plug	Part Number UK plug	Model
60-200-0002	60-100-0012	Aerostat XC Extended coverage ionizing blower with heater

OVERHEAD IONIZER

GUARDIAN



+ **Dimensions:** 108.6 x 10.2 x 17.1 cm
Weight: 730 g
3 Fans Units
RoHS compliant
Conforms to: IEC 61340-5-1

- Inherently balanced to 0 +/- 5V
- Integrated heater and task lights
- Ionization light
- Patented emitter point cleaner
- Protects even the most sensitive electronic components
- Enhances operator comfort and efficiency

Part Number Euro plug	Part Number UK plug	Model
60-200-0001	60-100-0011	Guardian Overhead Ionizer

GUARDIAN CR2000



+ **Dimensions:** 80 x 10 x 17 cm
Weight: 550 g
2 Fans Units
RoHS Compliant
Conforms to: IEC 61340-5-1

+ **Dimensions:** 109 x 10 x 17 cm
Weight: 680 g
3 Fans Units
RoHS Compliant
Conforms to: IEC 61340-5-1

- Ensures cleanroom compatibility using specially chosen components and materials
- Fan assemblies are 100% run-in and particle-tested to ISO class 4 particle limits
- Inherently balanced to 0 ± 5 V
- Ion balance and ion output monitors
- Silicone-free surfaces
- Patented emitter point cleaner
- Verifies that the unit is ionizing and balanced
- Helps maintain desired ionization performance level

Part Number Euro plug	Part Number UK plug	Model
60-200-0005	60-100-0015	Guardian CR200 Overhead Ionizing Air Blower - 2 Fan Units
60-200-0006	60-100-0016	Guardian CR200 Overhead Ionizing Air Blower - 3 Fan Units

5810i



+ **Cleanliness:** ISO 4
RoHS Compliant
Conforms to: IEC 61340-5-1

- Designed to provide industry-leading balanced ionization performance in cleanroom environments
- Silicone-free air bearing fans

Part Number Euro plug	Part Number UK plug	Dimensions
60-300-5810A RoHS	60-350-5810A RoHS	96 x 155 x 813
60-300-5810B RoHS	60-350-5810B RoHS	96 x 155 x 1016
60-300-5810 RoHS	60-350-5810 RoHS	96 x 155 x 1118

IONIZING BARS

AEROBAR IONIZER - 5685



+ RoHS Compliant
Conforms to : IEC 61340-5-1

- Designed to control static charge in mini-environments, laminar flow hoods and workstations
- Intrinsically balanced output of both positive and negative ions, making it ideal for any surface charge applications
- Low offset voltages; no calibration needed

Part Number Euro plug	Part Number UK plug	Dimensions
60-300-5685A RoHS	60-350-5685A RoHS	53 x 29 x 280
60-300-5685B RoHS	60-350-5685B RoHS	53 x 29 x 559
60-300-5685C RoHS	60-350-5685C RoHS	53 x 29 x 1117
60-300-5685D RoHS	60-350-5685D RoHS	53 x 29 x 1626

+ Perfect for use in clean room and demanding environments

DIGITAL AEROBAR - 5585



+ Conforms to: SEMI F47
RoHS Compliant
IEC 61340-5-1

- Designed to control static charge in process tools, mini-environments, laminar flow hoods, low ceiling rooms and workstations
- Choice of ion emission modes to meet the performance needs of all environmental applications
- Optimized discharge times and swing voltages by timing the outputs for each polarity

Part Number Euro plug	Part Number UK plug	Dimensions
60-300-5585C RoHS	60-350-5585C RoHS	53 x 30.5 x 560
60-300-5585E RoHS	60-350-5585E RoHS	53 x 30.5 x 710
60-300-5585F RoHS	60-350-5585F RoHS	53 x 30.5 x 1118
60-300-5585D RoHS	60-350-5585D RoHS	53 x 30.5 x 1626
60-300-5585G RoHS	60-350-5585G RoHS	53 x 30.5 x 2134

+ Perfect for use in clean room and demanding environments

IONIZING GUNS

IONIZING TOP GUN



- Lightweight gun with ergonomic design for user comfort
- Designed for electronics applications
- Filter at the exit of the gun ensures that air is clean
- Electrical activation of ionization and airflow extend effectiveness of emitter with no maintenance
- Ionization indicator light verifies that ionization is present

Part Number Euro plug	Part Number UK plug	Model
60-200-0008	60-100-0018	Ionizing Top Gun

+ Perfect for use in clean room and demanding environments

AIRFORCE BLOW-OFF GUN



- Compressed air is often used to blow contamination away from products.
- However static charge can bond particles to a surface, preventing them from being blown off. The only way to release these particles is by using ionization to neutralize the charge.
- Ion Systems' in line ionizers attach to any air line and incorporate reliable, low maintenance IsoStat technology.

Part Number Euro plug	Part Number UK plug	Model
60-200-6115RoHS	60-100-6115RoHS	6115 AirForce Blow-off gun

+ Perfect for use in clean room and demanding environments

+ Clean room compatible

- Ergonomic, easy-to-use ionizing gun for particle blow-off application
- No calibration of system required with IsoStat
- Low voltage operation (24 VAC)
- Light weight, durable material

+ RoHS Compliant
Conforms to: IEC 61340-5-1

Part Number	Description
60-600-0105	Replacement in-line air filter x3
60-600-0110	Replacement emitter points

AIR CARTRIDGES FOR BLOW-OFF GUN

- General use in-line or gun ionizer
- Small, self-contained unit with various nozzles available
- No calibration of system required
- Can daisy-chain up to 10 units

Part Number Euro plug	Part Number UK plug	Description
60-200-6110	60-100-6110	6110 Air Ionizing cartridge (continuous operation)
60-200-6210	60-100-6210	6110a Air Ionizing cartridge (air activated)

+ Conforms to: IEC 61340-5-1

4. DEHUMIDIFICATION SYSTEMS

+ - + - +

INSTRUMENTATION and IONIZATION

BAKING OVENS FOR PCB



- Robust painted steel frame, adjustable steel wired shelves
- Stainless steel chamber
- Forced ventilation oven with temperature control
- Equipped with timer, programmable start-up, and countdown mode

- + **External structure:** Steel with epoxy paint coating
- Internal structure:** Stainless steel AISI 304
- Shelves:** Stainless steel, adjustable height
- Temperature range:** +40°C / + 280°C

Part Number	Internal Dim. (mm)	External Dim. (mm)	Shelves Number (included/max)	Weight (kg)	Oven Volume
70-402-0001	348 x 312 x 367	686 x 515 x 575	1/7	35	40 L
70-402-0002	408 x 372 x 422	746 x 570 x 605	2/7	40	60 L
70-402-0003	458 x 372 x 472	796 x 570 x 680	2/7	45	80 L
70-402-0004	498 x 477 x 512	836 x 680 x 720	2/9	50	120 L
70-402-0005	593 x 522 x 797	956 x 730 x 1025	2/11	90	250 L
70-402-0006	693 x 607 x 980	901 x 815 x 1487	2/11	140	400 L
70-402-0007	693 x 607 x 1470	901 x 815 x 1977	3/11	180	700 L

+ For oven with temperature and humidity control system, please consult us.

CABINETS CONNECTED TO GROUND



-0386



-0740



-1530

- ESD safe cabinets
- Glass windows (option: ESD safe plastic windows)
- Additional shelves in option

- + **Frame material:** Mild steel
- Coating:** dissipative ESD
- Color :** grey

Part Number	External Dimensions (cm)	Volume (L)	Number of doors	Number of shelves
70-401-0386	88 x 45 x 95	386	2	3
70-401-0740	60 x 70 x 195	740	3	5
70-401-1530	120 x 70 x 195	1530	4	6

HUMIDITY CONTROL SYSTEMS



N2HT



RAD01

3 options:

- Humidity reduction with CDA control station – RAD01
- Humidity reduction with Nitrogen (N) control station – N2HT
- Humidity and oxygen reduction with Nitrogen (N) control station – N2HTO

RAD01

- This control system is connected to the compressed air line and can manage the environment with humidity control rate.
- Can be used with a cabinet or any other storage or deshumidification system
- Measures and records in real time the storage conditions of the sensitive components.

Part Number	Description	Dimensions (mm)	Weight (kg)
70-450-0001	RAD01	550 x 257 x 310	18
70-450-0002	N2HT	315 x 257 x 220	4
70-450-0003	N2HTO	315 x 337 x 220	5

- Filtration function
- Built-in ionizer
- Data logging function
- Alarm system

HUMIDITY AND TEMPERATURE MONITORING



- It shows both the value of temperature and humidity.
- Audible alert when the settable HIGH or LOW limits of RH/T are exceeded
- Data logging capacity is 30 000 records

Part Number	61-100-0006
-------------	-------------

- + **Dimensions:** 260 x 178 x 47 mm
LED display: 214 x 120 mm
Weight: 1 Kg
Humidity: 5 à 95 % RH
Temperature: -20°C to +60°C

+ PERSONAL EQUIPMENT



1. ESD SAFE GARMENTS
2. DISPOSABLE GARMENTS
3. GLOVES AND FINGER COTS
4. SHOES AND SHOES GROUNDING DEVICES
5. GROUNDING ACCESSORIES
6. OTHER PROTECTION ITEMS

PERSONAL
EQUIPMENT

EUROSTAT LABCOATS



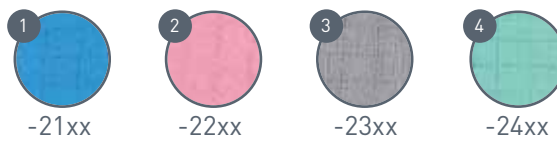
- +** Fabric: 33 % cotton / 63 % polyester / 4 % conductive grid
- Conductive grid:** 4 x 4 mm grid
- Durability:** 50 washes at 30°C
- Density:** 156gr/m²
- Surface resistance:** Rpp <10⁸ Ω
- Decay time:** < 1 s
- Conforms to:** IEC 61340-5-1

+ Company logo on request – Customized printing available: embroidery, silkscreen and hot stamped printing

Size	Part Number White colour	Part Number Light Blue	Part Number Royal Blue	Length (cm)
XS	51-100-2010	51-100-2510	51-100-2610	85
S	51-100-2015	51-100-2515	51-100-2615	90
M	51-100-2020	51-100-2520	51-100-2620	95
L	51-100-2025	51-100-2525	51-100-2625	100
XL	51-100-2030	51-100-2530	51-100-2630	105
XXL	51-100-2035	51-100-2535	51-100-2635	110
3XL	51-100-2040	51-100-2540	51-100-2640	115
4XL	51-100-2045	51-100-2545	51-100-2645	120

- High conductive grid density (4%) for a good reduction of the user electrostatic field
- Comfortable light weight garment
- Reinforced stitch to guarantee a sleeve to sleeve conduction
- Static dissipative surface
- Buttons covered by fabric to avoid metal snaps exposure
- Snaps on sleeves

Colours also available, with Minimum Order Quantity:



LABCOATS

WHITE AND BLUE VERSION



- +** Fabric: 24 % cotton / 74 % polyester / 2 % carbon
- Conductive grid:** 5 x 5 mm
- Durability:** 75 washes at 40°C
- Density:** 122gr/m²
- Surface resistance:** Rpp <10⁹ Ω
- Conforms to:** IEC 61340-5-1

+ Company logo on request – Customized printing available: embroidery, silkscreen and hot stamped printing

SHORT VERSION			STANDARD VERSION	
Size	Part Number	Length (cm)	Part Number	Length (cm)
XS	51-720-5001	77	51-720-0010	97
S	51-720-5002	78	51-720-0015	98
M	51-720-5003	79	51-720-0020	99
L	51-720-5004	82	51-720-0025	102
XL	51-720-5005	83	51-720-0030	103
XXL	51-720-5006	84	51-720-0035	104
3XL	51-720-5007	85	51-720-0040	105
4XL	51-720-5008	86	51-720-0045	106

- Comfortable garment
- Reliable and durable ESD safe performance
- Snap on sleeves

LONG LABCOATS *(for specific environments)*



- +** **Material:** polyester
- Surface resistance:** $10^6 \leq R_{pp} \leq 10^9 \Omega$
- Durability:** 80 washes at 60°C
- Cleanliness category:** ISO 5
- Conforms to:** IEC 61340-5-1

+ Other colours available on request

+ Clean Room Compatible

Part Number	Size	Colour
51-400-0001	S	White
51-400-0002	M	
51-400-0003	L	
51-400-0004	XL	
51-400-0005	XXL	
51-400-0006	XXXL	
51-400-0101	S	Blue
51-400-0102	M	
51-400-0103	L	
51-400-0104	XL	
51-400-0105	XXL	
51-400-0106	XXXL	

- Comfortable and durable
- Laundered and packaged in critical environment
- 2 side pockets
- Can be used with booties or adapted shoes
(see on pages 74-75)

COVERALLS *(for specific environments)*



- +** **Material:** polyester
- Surface resistance:** $10^6 \leq R_{pp} \leq 10^9 \Omega$
- Durability:** 80 washes at 60°C
- Cleanliness category:** ISO 5
- Conforms to:** IEC 61340-5-1

+ Other colours available on request

Part Number	Size	Colour
51-400-0201	S	White
51-400-0202	M	
51-400-0203	L	
51-400-0204	XL	
51-400-0205	XXL	
51-400-0206	XXXL	
51-400-0301	S	Blue
51-400-0302	M	
51-400-0303	L	
51-400-0304	XL	
51-400-0305	XXL	
51-400-0306	XXXL	

- Comfortable and durable
- Laundered and packaged in critical environment
- Hood and boots can be attached
- Can be used with booties or adapted shoes
(see on pages 74-75)

BADGE HOLDER



Part Number 41-093-0061

- Made out of transparent flexible plastic
- Metal clip
- Static dissipative surface

+ External dimensions: 75 x 100 mm
 Internal usable dimensions: 56 x 92 mm
 Surface resistance: $10^8 \leq R_{pp} \leq 10^{10} \Omega$
 Conforms to: IEC 61340-5-1

SHORT SLEEVE POLO



+ Fabric: 50 % cotton / 47 % polyester / 3 % carbon
 Surface resistance: $R_{pp} < 10^{11} \Omega$
 Durability: 45 washes at 40°C (without chlorine)
 Conforms to: IEC 61340-5-1

Size	Grey Part Number	Dark Blue Part Number
XS	51-730-5005	51-730-1005
S	51-730-5010	51-730-1010
M	51-730-5015	51-730-1015
L	51-730-5020	51-730-1020
XL	51-730-5025	51-730-1025
XXL	51-730-5030	51-730-1030
3XL	51-730-5035	51-730-1035
4XL	51-730-5040	51-730-1040

- Comfortable light weight garment
- Reliable and durable ESD safe performance

+ Company logo on request – Customized printing available:
 Embroidery, silkscreen and hot stamped printing

LONG SLEEVES POLO SHIRTS



+ Fabric: 50 % cotton / 47 % polyester / 3 % carbon
 Surface resistance: $R_{pp} < 10^{11} \Omega$
 Durability: 45 washes at 40°C (without chlorine)
 Conforms to: IEC 61340-5-1

Size	Grey Part Number	Dark Blue Part Number
XS	51-735-5005	51-735-3005
S	51-735-5010	51-735-3010
M	51-735-5015	51-735-3015
L	51-735-5020	51-735-3020
XL	51-735-5025	51-735-3025
XXL	51-735-5030	51-735-3030
3XL	51-735-5035	51-735-3035
4XL	51-735-5040	51-735-3040

- Comfortable light weight garment
- Reliable and durable ESD safe performance
- Static dissipative surface

+ Company logo on request – Customized printing available:
 Embroidery, silkscreen and hot stamped printing

CREW NECK T-SHIRTS



Size	Royal Blue Part Number	White Part Number	Black Part Number
XS	51-731-0005	51-732-0000	51-732-1000
S	51-731-0010	51-732-0005	51-732-1005
M	51-731-0015	51-732-0010	51-732-1010
L	51-731-0020	51-732-0015	51-732-1015
XL	51-731-0025	51-732-0020	51-732-1020
XXL	51-731-0030	51-732-0025	51-732-1025
3XL	51-731-0035	51-732-0030	51-732-1030
4XL	51-731-0040	51-732-0035	51-732-1035

- Comfortable light weight garment
- Reliable and durable ESD safe performance
- Static dissipative surface

+ **Fabric:** 96 % cotton / 4 % carbon grid
Surface resistance: Rpp < 10¹¹ Ω
Durability: 45 washes at 40°C
Conforms to: IEC 61340-5-1

+ **Company logo on request – Customized printing available:
 Embroidery, silkscreen and hot stamped printing**

FLEECES



Size	Part Number
XS	51-761-0005
S	51-761-0010
M	51-761-0015
L	51-761-0020
XL	51-761-0025
XXL	51-761-0030

- Central zipper
- 2 side pockets
- ESD logo

+ **Fabric:** 47 % cotton / 47 % polyester / 6 % carbon grid
Surface resistance: Rpp < 10¹¹ Ω
Durability: Wash at 40°C maximum
Colour: blue
Conforms to: IEC 61340-5-1



Size	Part Number
XS	51-761-0205
S	51-761-0210
M	51-761-0215
L	51-761-0220
XL	51-761-0225
XXL	51-761-0230

- Central zipper
- 2 side pockets
- ESD logo
- Fleece without sleeves also available

+ **Fabric:** 97% polyester / 3% carbone fibres
Surface resistance: Rpp < 10⁸ Ω
Durability: Wash at 30°C
Colour: light grey
Conforms to: IEC 61340-5-1

+ **Dark blue colour
 available on request**

TROUSERS



- +** Fabric: 60 % polyester / 36 % cotton / 4 % conductive
- Surface resistance:** $10^5 \leq R_{pp} \leq 10^7 \Omega$
- Durability:** Wash at 40°C maximum
- Colour:** Black
- Conforms to:** IEC 61340-5-1

Part Number	Size
51-650-0110	S
51-650-0115	M
51-650-0120	L
51-650-0125	XL
51-650-0130	XXL

- Comfortable and breathable static dissipative trousers for use in EPA
- Two cargo side pockets, 1 left knee pockets (EPA symbol on left pocket)
- Velcro closing

+ Other models on request

HIGH VISIBILITY WAISTCOAT



Fastening: plastic stud on the front

Size	Part Number
S	51-910-7004
M	51-910-7000
L	51-910-7001
XL	51-910-7002
XXL	51-910-7003

- +** Material: 98% polyester, 2% conductive fibres
- Colour:** fluorescent yellow
- Reflective:** 50mm sew on glass bead reflective tape
- Surface resistance:** $10^6 \leq R_{pp} \leq 10^7 \Omega$
- Compliant with:** IEC 61340-5-1

+ Also available in orange

EUROSTAT PROPOSE SOME DIFFERENT TYPES OF CUSTOMIZED PRINTING:

Silkscreen printing



Printable transparent Flex



Flex cutting



Embroidery



Hot stamped printing



2. DISPOSABLE GARMENTS

PERSONAL EQUIPMENT

LABCOATS



- +** **Material:** SPP (Spun bonded polypropylene)
- Density:** 35 g/m²
- Colour:** white
- Cleanliness:** ISO 6
- Non ESD safe**

- Economical solution to protect workers in dirty, non-toxic and non-hazardous environments
- Lightweight and easy to wear
- All labcoats with 4 studs, collar and elastic sleeve edges

Part Number	Size	Colour
52-000-1004	L	White
52-000-1005	XL	
52-000-1006	XXL	

+ Clean Room compatible



- +** **Material:** SMS (Spunbonded Meltblown Spunbonded)
- Density:** 60 g/m²
- Surface resistance:** Rpp <10¹² Ω
- Colour:** white

- Ideal ESD safe solution to protect workers in dirty, non-toxic and non-hazardous environments
- Comfortable, strong, durable, preventing and isolating against dust, particles and alcohol
- All labcoats with 4 studs, collar, plastic studs and pockets

Part Number	Size
51-830-0110	S
51-830-0115	M
51-830-0120	L
51-830-0125	XL

+ ESD safe properties

COVERALLS



- +** **Material:** SPP (Spun bonded polypropylene)
- Density:** 35 g/m²
- Cleanliness:** ISO 6
- Non ESD safe**

- Economical solution to protect workers in non-toxic and non-hazardous environments
- Lightweight and easy to wear
- All coveralls provided with zipper, hood, elastic sleeve edges (and feet protection only on request)

Part Number Coverall without feet protection	Size	Colour
52-000-4004	XL	White
52-000-4005	XXL	White
52-000-4024	XL	Yellow
52-000-4025	XXL	Yellow
52-000-4044	XL	Navy blue
52-000-4045	XXL	Navy blue

+ Clean Room compatible

COVERALLS



- + Material:** SMS (Spunbonded Meltblown Spunbonded)
- Density:** 60 g/m²
- Protection category:** cat III type 5/6 EN 1149-5:2008
- Surface resistance:** Rpp <10⁹ Ω
- Cleanliness:** ISO 6

- Ideal solution to protect workers in non-toxic and non-hazardous environments
- Comfortable, strong, durable, preventing and isolating against dust, particles and alcohol
- All coveralls provided with zipper, hood, elastic sleeves (and feet protection only on request)

Part Number Coverall without feet protection	Size	Colour
52-100-4204	XL	White
52-100-4205	XXL	

+ Clean Room compatible

BOUFFANT CAPS AND MOB CAP



- + Colour:** white
- Size:** 53 cm

- Lightweight solution to protect workers in dirty, non-toxic and non-hazardous environments
- Avoids hair loss contamination in clean environments

Part Number	Description	Material
52-100-0001	Bouffant cap	SMS 20g. 21" (Spun bonded Meltblown Spun bonded)

- + Surface resistance:** Rpp <10¹² Ω

NON ESD SAFE

Part Number	Description	Material	Cleanliness category
52-000-0001	Bouffant cap	SPP 12g. 21" (Spun bonded polypropylene)	ISO 6
52-000-0031	Mob cap	SPP 12g. 21" (Spun bonded polypropylene)	ISO 6

+ Clean Room Compatible

BEARD-COVERS



Part Number	52-000-0040
-------------	-------------

- Lightweight solution to protect workers in dirty, non-toxic and non-hazardous environments
- Avoids hair loss contamination in clean environments

+ **Material:** SPP (Spun bonded polypropylene)
21g. 18"
Colour: white
Non ESD safe

MASKS



Part Number	52-000-0060
-------------	-------------

3-ply with ear loops

+ **Material:** SPP (Spun bonded polypropylene)
Layers: 20, 25 et 30g
Size: 17.5 x 9.5 cm
Colour: white
Non ESD safe

DISSIPATIVE (LIGHT) GLOVES



Size	White Part Number	Grey Part Number	Length	Feature
S M L XL XXL	51-690-0100 51-690-0105 51-690-0110 51-690-0115 51-690-0120	51-690-1100 51-690-1105 51-690-1110 51-690-1115 51-690-1120	200 mm +/-20 mm 210 mm +/-20 mm 220 mm +/-20 mm 230 mm +/-20 mm 240 mm +/-20 mm	NO COATING
S M L XL XXL	51-690-0200 51-690-0205 51-690-0210 51-690-0215 51-690-0220	51-690-1200 51-690-1205 51-690-1210 51-690-1215 51-690-1220	190 mm +/-20 mm 200 mm +/-20 mm 210 mm +/-20 mm 220 mm +/-20 mm 230 mm +/-20 mm	COATING ON FINGER TIPS
S M L XL XXL	51-690-0300 51-690-0305 51-690-0310 51-690-0315 51-690-0320	51-690-1300 51-690-1305 51-690-1310 51-690-1315 51-690-1320	220 mm +/-20 mm 230 mm +/-20 mm 240 mm +/-20 mm 250 mm +/-20 mm 260 mm +/-20 mm	COATING ON PALM

+ **Fabric:** Textured nylon, ESD chemical, Elastic, Polyurethane (on coated version)
Surface resistance: Rpp <10⁹ Ω
Conforms to: IEC 61340-5-1

COTTON (NATURALLY DISSIPATIVE) GLOVES



Size	Part number	Length
S M L	51-675-6061 51-675-6062 51-675-6063	9" (230mm)

+ **Fabric:** Cotton / Polyester
Surface resistance: Rpp <10⁹ Ω
Material surface: soft
Conforms to: IEC 61340-5-1

LINT-FREE GLOVES



Size	Part Number	Length	Feature
S	51-690-0500	210 mm +/-5mm	NO COATING
M	51-690-0505	220 mm +/-5mm	
L	51-690-0510	228 mm +/-5mm	
XL	51-690-0515	235 mm +/-5mm	
S	51-690-0600	210 mm +/-5mm	PU COATING ON PALM
M	51-690-0605	220 mm +/-5mm	
L	51-690-0610	228 mm +/-5mm	
XL	51-690-0615	235 mm +/-5mm	
S	51-695-0011	210 mm +/-5mm	PVC DOTS ON PALM
M	51-695-0012	220 mm +/-5mm	
L	51-695-0013	230 mm +/-5mm	
XL	51-695-0014	240 mm +/-5mm	

+ Fabric: 100 % polyester, PU or PVC (according to models)
Surface resistance: $R_{pp} < 10^{10} \Omega$
Carbon yarn
Conforms to: IEC 61340-5-1

+ Clean Room Compatible

ANTI-CUT GLOVES



Size	Part Number	Length	Cuff Colour
S	51-695-1005	178 mm +/-2mm	Yellow
M	51-695-1010	203 mm +/-2mm	Blue
L	51-695-1015	229 mm +/-2mm	Grey
XL	51-695-1020	254 mm +/-2mm	Green
XXL	51-695-1025	279 mm +/-2mm	Red

+ Material: 13 Gauge grey Dyneema Fiber
Cut Resistivity Degree: 5 (according to EN 388)
Surface resistance: $10^7 \leq R_{pp} \leq 10^9 \Omega$
Conforms to: IEC 61340-5-1

DISPOSABLE VINYL GLOVES



- +** Surface resistance: $R_{pp} < 10^{11} \Omega$
- Cleanliness: ISO 5
- Conforms to: IEC 61340-5-1

- Tear resistant for extended wear
- Reliable protection for critical application
- Non-allergenic

Size	Part Number	Length
S	51-675-0030	9" (23 cm)
M	51-675-0031	9" (23 cm)
L	51-675-0032	9" (23 cm)
S	51-675-0040	12" (30 cm)
M	51-675-0041	12" (30 cm)
L	51-675-0042	12" (30 cm)

+ Clean Room Compatible

DISPOSABLE NITRILE GLOVES



- +** Surface resistance: $R_{pp} < 10^{11} \Omega$
- Cleanliness: ISO 5
- Conforms to: IEC 61340-5-1

- Superior durability and comfort
- Contamination protection for semiconductor, electronics, aerospace, pharmaceutical, optics and biotech industries
- Non-allergenic

Size	Part Number	Length
S	51-690-0701	9" (23 cm)
M	51-690-0702	9" (23 cm)
L	51-690-0703	9" (23 cm)
S	51-690-0704	12" (30 cm)
M	51-690-0705	12" (30 cm)
L	51-690-0706	12" (30 cm)

+ Clean Room Compatible

ROLLED FINGER COTS



- +** Material: 100 % pure latex
- Surface resistance: $10^4 \leq R_{pp} \leq 10^{11} \Omega$
- Colour: black
- Cleanliness: ISO 6
- Conforms to: IEC 61340-5-1

- Ultra-low level of extractable / residual ions
- Powder-free design and special packaging prevent particulate contamination and ensure clean room compatibility
- Carbon black compound used in the manufacturing process will not leave residue, migrate or contaminate

Size	Part Number
S	51-675-0095
M	51-675-0100
L	51-675-0101

+ Clean Room Compatible

ROLLED FINGER COTS



- +** **Material:** 100 % pure latex
- Surface resistance:** $10^4 \leq R_{pp} \leq 10^{11} \Omega$ suitable for handling of class II, category B (100V) E.S.D
- Colour:** pink
- Cleanliness:** ISO 6
- Conforms to:** IEC 61340-5-1

- Antistatic property is consistently maintained.
- Washed under a controlled process to remove particles and reactive ions (Na+, K+, Ca2 etc)
- Ultra-low powder cot surface minimizes particulate contamination
- Ultra-low levels of extractable and residual ions prevent product failure
- Packing done in clean environment

Size	Part Number
S	51-675-0096
M	51-675-0097
L	51-675-0098

+ Clean Room Compatible



- +** **Material:** 100 % pure latex
- Colour:** white
- Cleanliness:** ISO 7
- Conforms to:** IEC 61340-5-1
- Non ESD safe**

- Designed to provide sensitive touch for work in electronics and other fields
- A proprietary “washed” process leaves no free radical reactive sites and low NVR
- Tapered design eliminates air space at tip
- Packed in a clean environment

Size	Part Number
S	51-675-0089
M	51-675-0093
L	51-675-0094

+ Clean Room Compatible

4. SHOES AND SHOE GROUNDING DEVICES

SAFETY ESD SAFE SHOES

EUROSTAT
A MEMBER OF DDU TEE



SF-025



SF-037

Part Number	Sizes	Features
SF-025 Black 50-520-00xx	37 to 47	Steel toe cap Nubuck leather Resistant to oil and most chemicals Energy absorbency PU midsole Rubber sole Water-repellent
SF-037 Grey 50-520-01xx		

+ Resistance to ground: $R_g < 3.5 \times 10^7 \Omega$
Conforms to: IEC 61340-5-1



HS-523

Part Number	Sizes	Features
HS-523 50-520-02xx	36 to 48	Composite toe cap Grey Nubuck leather Energy absorbency PU midsole and sole

+ Resistance to ground: $R_g < 3.5 \times 10^7 \Omega$
Conforms to: IEC 61340-5-1



HS-354C



HS-354C

Part Number	Sizes	Features
HS-354C Navy Blue 50-520-06xx	36 to 47	Microfiber PU PU insole and outsole Composite Toe cap Light weight Non-marking outsole Slip resistant outsole
HS-354C White 50-520-07xx		

+ Resistance to ground: $R_g < 3.5 \times 10^7 \Omega$
Conforms to: IEC 61340-5-1



HS139

Part Number	Sizes	Features
HS139 50-520-05xx	36 to 48	Black/grey Nubuck leather PU midsole Rubber outsole Steel Toe cap and steel midplate Non-marking outsole Slip resistant outsole

+ **Resistance to ground:** $R_g < 3.5 \times 10^7 \Omega$
Conforms to: IEC 61340-5-1

BOOTIES



+ **Material:** Micro Fibre Synthetic PU (top)
 Static Dissipative PU (sole)
 Static Dissipative Polyester (fabric)
Resistance to ground: $R_g < 3.5 \times 10^7 \Omega$
Colour: white

- This one-piece sole design allows human body static charges to dissipate via the insole to the floor
- Washable
- Can be used with garments for specific environment (see on page 63)

Part Number	Sizes
50-530-0035	35
50-530-0036	36
50-530-0037	37
50-530-0038	38
50-530-0039	39
50-530-0040	40
50-530-0041	41
50-530-0042	42
50-530-0043	43
50-530-0044	44
50-530-0045	45
50-530-0046	46

+ **Clean Room Compatible**

REMOVABLE TOE CAP



- Immediate protection against shocks and crushing
- Simple to slip on over the shoe with left/right marking
- Reusable: multi-users and casual wearing (ideal for visitors)
- High resistance to abrasion and wear
- Fitting to any kind of shoes
- No direct contact with the foot, washable and rot-proof material

Part Number	Description
50-900-0004	KIT composed with: Size S (35-38), 1 pair Size M (39-44), 2 pairs Size L (45-48), 2 pairs

+ **Weight:** 1 pair = 590 gr
Steel toecap: 200 J
Non ESD safe

4. SHOES AND SHOE GROUNDING DEVICES

NON SAFETY ESD SAFE SHOES



MARK



Part Number	Sizes	Features
MARK 50-328-61xx	40 to 48	PU outsole Resistant to oil and most chemicals Energy absorbency



STREET

Part Number	Sizes	Features
STREET 50-319-60xx	39 to 47	PU outsole Resistant to oil and most chemicals Energy absorbency Water-repellent

+ Resistance to ground: $R_g < 3.5 \times 10^7 \Omega$
Conforms to: IEC 61340-5-1

SAFETY ESD SAFE SHOES



RIFF BLACK

Part Number	Sizes	Features
RIFF BLACK 50-349-60xx	35 to 47	PU outsole Steel toe cap Resistant to oil and most chemicals Energy absorbency



AUTO S2

Part Number	Sizes	Features
AUTO S2 50-333-62xx	35 to 48	PU outsole Aluminium toe cap Resistant to oil and most chemicals Energy absorbency Water-repellent



SPIDER 2 S1

Part Number	Sizes	Features
SPIDER 2 S1 50-361-62xx	36 to 47	PU/TPU outsole Composite toe cap Resistant to oil and most chemicals Energy absorbency Gel comfort insole 3D-dry lining



PLANAR 1 S3

Part Number	Sizes	Features
PLANAR 1 S3 50-300-61xx	35 to 48	PU outsole Steel toe cap Penetration resistant midsole Resistant to oil and most chemicals Energy absorbency Water-repellent

+ Resistance to ground: $R_g < 3.5 \times 10^7 \Omega$
Conforms to: IEC 61340-5-1



NON SAFETY ESD SAFE SHOES



3120

Part Number	Sizes	Features
3120 50-801-06xx	39 to 46	Black calf leather Antistatic leather walking sole Lining Leather



5300

Part Number	Sizes	Features
5300 50-802-08xx	36 to 47	Perforated white smooth leather PU midsole Non-slip special rubber walking sole Heel strap foldable, adjustable

+ Resistance to ground: $R_g < 3.5 \times 10^7 \Omega$
Conforms to: IEC 61340-5-1

SAFETY ESD SAFE SHOES



31362

Part Number	Sizes	Features
31362 50-800-13xx	36 to 47	Composite toe cap Black smooth leather PU midsole Replaceable insoles Reflective stripes



33230

Part Number	Sizes	Features
33230 50-800-09xx	36 to 48	Steel toe cap Black smooth leather Lining leather

+ Resistance to ground: $R_g < 3.5 \times 10^7 \Omega$
Conforms to: IEC 61340-5-1

4. SHOES AND SHOE GROUNDING DEVICES

AUTOMATIC OVERSHOE DISPENSER



Part Number	Description
30-551-5000	Automatic overshoe dispenser (without overshoes)
30-551-5001	Conductive overshoes for automatic dispenser MOQ 1000 pairs

- Especially developed for visitors of ESD protected areas and clean rooms
- Overshoe easily applied in seconds
- Contains 40 to 50 pairs

OVERSHOES



- Blue non-woven material
- Overshoes with conductive band
- Easy and safe solution for EPA visitors
- Not adapted to the overshoe dispenser 30-551-5000

Part Number	Description
30-551-0005	Non-woven blue overshoes MOQ 500 pairs

- **Material:** Polypropylene
- **Surface resistance:** $R_{pp} < 10^5 \Omega$
- **Colour:** blue
- **Conforms to:** IEC 61340-5-1



- **Material:** SPP (Spun bonded polypropylene)
- **Colour:** blue
- **Non ESD safe**

- Economical solution to protect workers in non-toxic, dirty environments
- Available in non-skid printing version

Part Number	Density	Dimensions
52-000-0016 (non-skid printing)	40 g	18x40cm



- **Material:** CPE (Chlorinated polyethylene)
- **Non ESD safe**

- Good waterproof, oil-proof, aging-resistant, chemical resistant solution
- CPE will provide a certain level of non-skid properties
- 52-000-0015 is completely non-skid

Part Number	Density	Dimensions	Colour
52-000-0003	5 g	17x43cm	Blue
52-000-0015 (non-skid)	6 g	16x40.5cm	White
52-000-0018	20 g	22x41cm	Yellow
52-000-0019	20 g	22x41cm	Green
52-000-0020	20 g	22x41cm	Blue



+ **Material:** SPP/CPE (Spun bonded Polypropylene Coated Chlorinated polyethylene)
Colour: white
Non ESD safe

- Lightweight, waterproof with good tensile and tear resistance
- Good combination of SPP (lightweight) and CPE (waterproof)

Part Number	Density	Dimensions
52-000-0014	40 g for the SPP layer 18 g for the CPE layer	15.5x41cm



+ **Material:** SMS (Spun bonded Meltblown Spun bonded)
Surface resistance: $R_{pp} < 10^9 \Omega$
Colour: white

- Ideal ESD safe solution to protect workers in dirty, non-toxic and non-hazardous environments
- Comfortable, strong, durable, preventing and isolating against dust, particles and alcohol

Part Number	Density	Dimensions
52-100-0014	50 g	17x41cm

HEEL STRAPS



- Contact ribbon for insertion in the shoes/socks
- To be worn on both feet

Part Number	Features
30-560-0040	Blue red heel strap with a velcro designed for men
30-560-0041	Blue red toe grounder with a black plastic buckle designed for women

- +** **Safety resistance:** $1M\Omega$
Surface resistance: $10^3 \leq R_{pp} \leq 10^5 \Omega$ (outer surface)
Surface resistance: $10^7 \leq R_{pp} \leq 10^9 \Omega$ (inner surface)
Surface resistance: $10^3 \leq R_{pp} \leq 10^4 \Omega$ (ribbon)

4. SHOES AND SHOE GROUNDING DEVICES



+ Conforms to: IEC 61340-5-1



DISPOSABLE SHOE STRAPS



DISPENSER



- Slip resistant
- Easy fastening black plastic buckle
- Contact ribbon for insertion in the shoes/socks
- To be worn on both feet

Part Number	Contact ribbon length (cm)
30-560-0044	57

+ Safety resistance: 1,5MΩ

30-560-0043	90
-------------	----

+ Safety resistance: 1,5MΩ
 Surface resistance: $R_{pp} < 10^5 \Omega$ (outer surface)
 Surface resistance: $R_{pp} < 10^{12} \Omega$ (inner surface)
 Surface resistance: $R_{pp} < 10^3 \Omega$ (ribbon)

- Conductive non-slip outer sole provides reliable contact to ground for high heeled shoes
- Contact ribbon for insertion in the shoes
- To be worn on both feet

Part Number	30-560-0053
-------------	-------------

+ Safety resistance: 1,5MΩ
 Surface resistance: $R_{pp} < 10^5 \Omega$ (outer surface)
 Surface resistance: $R_{pp} < 10^{12} \Omega$ (inner surface)
 Surface resistance: $R_{pp} < 10^3 \Omega$ (ribbon)
 Conforms to: IEC 61340-5-1

- Reliable static charge drain to ground
- No resistor
- To be worn on both feet

Part Number	Length (cm)
30-560-0045	30
30-560-0046	60

+ Surface resistance: $R_{pp} \leq 10^6 \Omega$
 Conforms to: IEC 61340-5-1

- Dispenses approximately 100 pairs of 30-560-0045
- Can be easily wall-mounted

Part Number	Description
30-560-0047	Yellow dispenser box for disposable heel straps

+ Material: yellow dissipative PS

WRIST STRAPS



FABRIC WRIST STRAPS

- Bordeaux red colour
- Non allergenic material
- Adjustable to any wrist size
- Male stud connection
- Washable
- Both sides are conductive

Part Number	Connection
30-560-0004	4 mm stud
30-560-0007	7 mm stud
30-560-0010	10 mm stud

+ Surface resistance: $R_{pp} < 10^5 \Omega$ (inner surface)
Conforms to: IEC 61340-5-1



METAL WRIST BANDS

- Conductive wrist band
- Superior reliability
- Nickel free
- One size fits all by easy adjustment
- Insulative external side and conductive internal side
- Male stud connection

Part Number	Connection
30-560-4004	4 mm stud
30-560-4007	7 mm stud
30-560-4010	10 mm stud

+ Surface resistance: $R_{pp} < 10^5 \Omega$ (inner surface)
Conforms to: IEC 61340-5-1



PLASTIC WRIST BANDS

- Blue colour
- Thermoplastic material
- Hygienic washable wrist band
- Insulative external side and conductive internal side
- Male stud connection

Part Number	Connection
30-560-0104	4 mm stud
30-560-0107	7 mm stud
30-560-0110	10 mm stud

+ Surface resistance: $10^4 \leq R_{pp} \leq 10^5 \Omega$ (inner surface)
Conforms to: IEC 61340-5-1

+ Clean room compatible

DUAL CORD WRIST STRAPS



Especially meant to work with the workstation monitors (see on page 93)

- Blue colour
- Non allergenic material
- Adjustable to any wrist size
- Male stud connection
- Washable
- Both sizes are conductive

Part Number	30-560-3004
-------------	-------------

- + **Surface resistance:** $R_{pp} < 10^5 \Omega$
Conforms to: IEC 61340-5-1



Especially meant to work with the workstation monitors (see on page 93)

- Conductive wrist band
- Nickel free
- Insulative external side and conductive internal side
- Male stud connection

Part Number	Size
30-560-3010	S
30-560-3011	L

- + **Surface resistance:** $R_{pp} < 10^5 \Omega$
Conforms to: IEC 61340-5-1

HAND LOTIONS



- Helps in keeping skin moist for better contact between the wrist strap and the skin
- Absorbed immediately
- It will not interfere with grip or dexterity

Part Number	Capacity
41-097-0005	230 ml
41-097-0010	450 ml
41-097-0015	900 ml
41-097-0020	3,75 L
41-097-6000	230 ml

CORDS



Banana + crocodile clip



GSGS



Stud



-0600

FIELD SERVICE KIT



WRIST STRAP COIL CORDS

- 1 MΩ resistor (wrist strap connection side)
- Types of connections to fit most grounding systems worldwide
- Female stud connections
- Black colour

Part Number	Connections (m)	Length (m)
30-560-0604	4mm / banana	1.80
30-560-1004	4mm / banana	3.00
30-560-0607	7mm / banana	1.80
30-560-1007	7mm / banana	3.00
30-560-0610	10mm / banana	1.80
30-560-1010	10mm / banana	3.00
30-560-0641	4mm / 10mm stud	1.80
30-560-0677	7mm / 7mm stud	1.80
30-560-0611	10mm / 10mm stud	1.80
30-560-0671	7mm / 10mm	1.80
30-560-0614	4mm / GSGS	1.80
30-560-1014	4mm / GSGS	3.00
30-560-1214	4mm / eyelet	3.60

+ Other connections and lengths on request

DUAL CONDUCTOR COILED CORDS

1 MΩ resistor dual cords
 Meant to work with workstation monitor (see on page 33)

Part Number	Length (m)
30-560-0600	1.80

Part Number	31-560-0502
-------------	-------------

- Protecting static sensitive devices and printed circuit boards from static damage
- Reduces maintenance costs and improves equipment reliability

- + Size:** 540 x 610 mm
- Thickness:** 0.8 mm
- Surface resistance:** $R_{pp} < 1 \times 10^7 \Omega$
- Resistance to ground:** $R_g < 1 \times 10^7 \Omega$
- Colour:** red
- Conforms to:** IEC 61340-5-1

Kit includes:

- High quality static dissipative work surface 54 x 61 cm
- Adjustable fabric 10mm stud wrist band
- System of connection wrist strap/mat
- Provides effective static protection in a compact package that fits easily into most tool cases
- Two pockets sewn onto the work surface for cords storage

NON ESD SAFE EYES PROTECTORS



Part Number	Description	Features
51-762-0302	Safety Spectacle SM-882	<ul style="list-style-type: none"> • Suitable for construction, maintenance, surgery and laboratory... • Designed to protect the eyes from flying objects, dust and impact • 99.9% UV radiation block out

+ **Frame:** nylon (length adjustable)
Lens: polycarbonate, clear, anti-scratch
Non ESD safe
Compliant with: CE EN166 / EN170, ANSI Z87.1

+ **Lens with anti-fog coating available on request**
Colour lens options: clear, grey, amber, blue, green, silver coating ...



Part Number	Description	Features
51-762-0303	Safety Spectacle SM-893	<ul style="list-style-type: none"> • Used for industrial safety • High impact resistant

+ **Frame:** nylon (length adjustable)
Lens: polycarbonate, grey, anti-scratch
Non ESD safe
Compliant with: CE EN166 / EN172, ANSI Z87.1

+ **Lens with anti-fog coating available on request**
Colour lens options: clear, grey, amber, blue, green, silver coating ...

+ ORGANISATION of a PRODUCTION AREA



1. WORKBENCHES
2. GROUNDING ACCESSORIES FOR WORKBENCHES
3. TABLE MATS AND GROUNDING ACCESSORIES FOR MATS
4. STORAGE ACCESSORIES
5. CHAIRS
6. CHROME PLATED SHELVES AND TROLLEYS
7. ESD WORKSHOP ACCESSORIES
8. LABELS AND SIGNS
9. FLOOR COVERING
10. TOOLS

+ ORGANISATION of a
PRODUCTION AREA

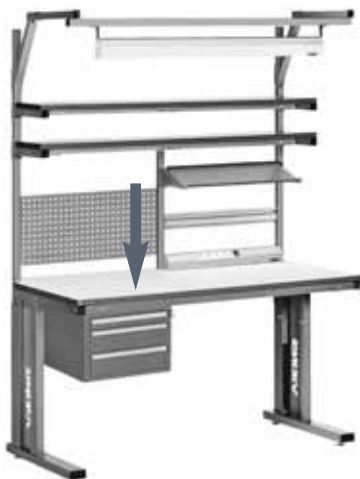
The range includes:

- Workbenches with permanently ESD safe surfaces
- Height adjustable workbenches
- Heavy duty workbenches
- Metal cabinets with drawers, to be fixed on workbench suspended under tabletop
- See shelves, lamps, picking bins, tools and workstation accessories throughout the catalogue

WORKBENCHES AND EQUIPMENT

Eurostat are pleased to offer a quality wide range of qualitative ergonomic workbenches and accessories. Easy height adjustment and flexibility allow each workstation to be tailor made to suit each individual.

WORKBENCHES



Part Number	Dimensions (mm)	Series
44-150-0100	1200 x 700	Classic
44-150-0171		Comfort
44-150-0170	1200 x 900	Classic
44-150-0101	1500 x 700	Classic
44-150-0173		Comfort
44-150-0172	1500 x 900	Classic
44-150-0102	1800 x 700	Classic
44-150-0175		Comfort
44-150-0174	1800 x 900	Classic

Classic Series

- + **Height adjustment:** 650-950 mm
- Load capacity:** 300 kg
- Temperature resistance:** 300°C
- Colour:** light grey
- Surface resistance:** $R_{pp} = 1.05 \times 10^8 \Omega$
- Resistance to ground:** $R_g = 2.3 \times 10^8 \Omega$
- Conforms to:** IEC 61340-5-1

Comfort Series

- + **Height adjustment:** 800-950 mm
- Load capacity:** 200 kg
- Temperature resistance:** 300°C
- Colour:** light grey
- Surface resistance:** $R_{pp} = 1.05 \times 10^8 \Omega$
- Resistance to ground:** $R_g = 2.3 \times 10^8 \Omega$
- Conforms to:** IEC 61340-5-1

SHELVES



- + Height adjustment:** 1000-1800 mm
- Load capacity:** 50 kg
- Colour:** light grey
- Surface resistance:** $R_{pp} = 1.05 \times 10^8 \Omega$
- Resistance to ground:** $R_g = 2.3 \times 10^8 \Omega$
- Conforms to:** IEC 61340-5-1

- Rear racks are included.

Part Number	Dimensions (mm)	Workbenches
44-150-0103	1200 x 300	Workbench 1200 mm
44-150-0162	1200 x 400	
44-150-0104	1500 x 300	Workbench 1500 mm
44-150-0165	1500 x 400	
44-150-0105	1800 x 300	Workbench 1800 mm
44-150-0167	1800 x 400	

ADDITIONAL SHELVES




- + Height adjustment:** 1100-1800 mm
- Load capacity:** 50 kg
- Colour:** light grey
- Surface resistance:** $R_{pp} = 1.05 \times 10^8 \Omega$
- Resistance to ground:** $R_g = 2.3 \times 10^8 \Omega$
- Conforms to:** IEC 61340-5-1

- Require main shelf to be installed.

Part Number	Dimensions (mm)	Workbenches
44-150-0160	1200 x 300	Workbench 1200 mm
44-150-0161	1200 x 400	
44-150-0163	1500 x 300	Workbench 1500 mm
44-150-0164	1500 x 400	
44-150-0166	1800 x 300	Workbench 1800 mm
44-150-0127	1800 x 400	

WORKBENCH LIGHTING

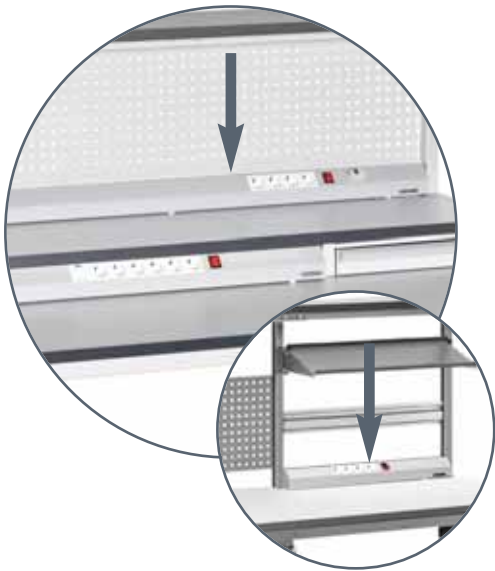


- + Height adjustment:** 500-1350 mm
- Illuminance at 1000 mm distance:** 1200 lux central
800 lux peripheral
- Colour:** light grey

- Workbench lighting is placed in an aluminium case with 2 energy-efficient luminescent 54 W lamps, light direction regulation and shadowless reflector provided.
- Quick switching on without shimmering, no strobing freeze.

Part Number	Dimensions (mm)	Workbenches	Note
44-150-0192	1200	Classic workbench 1200 mm	Either main shelf or rear racks required
44-150-0144		Comfort workbench 1200 mm	
44-150-0140	1500	Classic workbench 1500 mm	
44-150-0128		Comfort workbench 1500 mm	
44-150-0184	1800	Classic workbench 1800 mm	
44-150-0145		Comfort workbench 1800 mm	

POWER PANELS



+ Nominal load capacity: 10 A
Grounding cord cross-section: 1.5 mm

- Basic configuration consists of 4 sockets placed in aluminium case with protective contact and 3m cable. Panel can be equipped with additional sockets, earth leakage circuit breaker, automatic fuse and a phone jack.

	Part Number	Dimensions (mm)	NB	Workbench
Panel	44-150-0147	1200	Either main shelf or rear racks required	Workbench 1200 mm
½ Panel	44-150-0146	595	Vertical middle rack 12/15/18 required - Either main shelf or rear racks required	
Panel	44-150-0139	1500	Either main shelf or rear racks required	Workbench 1500 mm
½ Panel	44-150-0148	745	Vertical middle rack 12/15/18 required - Either main shelf or rear racks required	
Panel	44-150-0150	1800	Either main shelf or rear racks required	Workbench 1800 mm
½ Panel	44-150-0149	895	Vertical middle rack 12/15/18 required - Either main shelf or rear racks required	

BIN RAIL




+ Load capacity: 10 Kg

- Aluminium rail for bin storage placed along workbench length.

Part Number	Dimensions (mm)	Workbench	Note
44-150-0168	1200	Workbench 1200 mm	Either main shelf or rear racks required
44-150-0142	1500	Workbench 1500 mm	
44-150-0169	1800	Workbench 1800 mm	

+ Half-size bin rails also available

PERFORATED PANEL




+ Colour: light grey

- Panel can be equipped by different holders for additional equipment and tools storage.

	Part Number	Dimensions (mm)	NB	Workbench
Panel	44-150-0155	1200 x 325	Either main shelf or rear racks required	Workbench 1200 mm
1/2 Panel	44-150-0154	560 x 325	Vertical middle rack 12/15/18 required - Either main shelf or rear racks required	
Panel	44-150-0141	1500 x 325	Either main shelf or rear racks required	Workbench 1500 mm
1/2 Panel	44-150-0156	710 x 325	Vertical middle rack 12/15/18 required - Either main shelf or rear racks required	
Panel	44-150-0136	1800 x 325	Either main shelf or rear racks required	Workbench 1800 mm
1/2 Panel	44-150-0157	860 x 325	Vertical middle rack 12/15/18 required - Either main shelf or rear racks required	

SLOPED SHELVES



+ Load capacity: 50 Kg
Colour: light grey


- Angle adjustment provides comfort monitoring of working equipment.

Part Number	Dimensions (mm)	Workbench	Note
44-150-0158	534 x 295	Workbench 1200 mm	Vertical middle rack 12/15/18 required Either main shelf or rear racks required
44-150-0131	684 x 295	Workbench 1500 mm	
44-150-0159	834 x 295	Workbench 1800 mm	

VERTICAL MIDDLE RACK

Part Number	Workbenches
44-150-0176	1200 mm
44-150-0177	1500 mm
44-150-0178	1800 mm

CANTILEVERS



+ Colour: light grey

- It was designed for easy-to-reach attaching of drawings, lighting and instruments.

Part Number	Dimensions (mm)	Workbench	Note
44-150-0151	1200	Workbench 1200 mm	Workbench lighting required
44-150-0152	1500	Workbench 1500 mm	
44-150-0153	1800	Workbench 1800 mm	

CORNER WORKTOPS



+ Colour: light grey
Surface resistance: $R_{pp} = 1.05 \times 10^8 \Omega$
Resistance to ground: $R_g = 2.3 \times 10^8 \Omega$
Conforms to: IEC 61340-5-1

Part Number	Dimensions (mm)	Series
44-150-0143	1200 x 500	Classic
44-150-0108		Confort

MOVABLE AND SUSPENDED DRAWER UNITS



- Equipped with 550 mm telescoping drawers and central lock

Part Number	Dimensions (mm)	Drawers number and dimensions (mm)	Weight	Type
44-150-0106	490 x 354 x 580	1 tiroirs 400 x 45 x 505 2 tiroirs 400 x 100 x 505	20	Suspended
44-150-0123	490 x 233 x 580	1 tiroir 400 x 45 x 505 1 tiroir 400 x 100 x 505	15	
44-150-0193	490 x 580 x 580	2 tiroirs 400 x 100 x 505 1 tiroir 400 x 160 x 505	25	Movable with 4 castors, 2 with brakes
44-150-0112	490 x 650 x 580	1 tiroir 400 x 45 x 505 2 tiroirs 400 x 100 x 505 1 tiroir 400 x 160 x 505	32	

+ **Load capacity per drawer:** 30 kg
Colour: light grey
Surface resistance: $R_{pp} = 1.05 \times 10^8 \Omega$
Resistance to ground: $R_g = 2.3 \times 10^8 \Omega$
Conforms to: IEC 61340-5-1

WORKBENCHES KIT

Part Number	Dimensions (mm)
44-150-0012	1200 x 700
44-150-0015	1500 x 700
44-150-0018	1800 x 700

- Each kit includes a workbench, a shelf (300mm), a power panel with 4 plugs, illumination, a perforated steel panel and a bin rail.
- The workbench can be customized to suit your individual requirements, with the addition of many features, such as cabinets, drawers, extension side table and other accessories.



2. GROUNDING ACCESSORIES FOR WORKBENCHES

CONNECTION FROM WORKBENCH TO GROUND

Part Number	Description	Features
30-552-6012	Adaptor	Banana plug/10mm studs Should be connected to a wire
30-552-0610 30-552-0615	UK grounding plug EU grounding plug	3 x BP 10mm

UNIVERSAL GROUNDING BOX AND EARTHING PLUGS



+ Material: Yellow ABS
Dimensions: 78 x 28 x 35 mm

- Universal grounding solution compatible with all existing wrist strap connections: banana plug, GSGS, snaps (4, 4.5, 7 and 10mm)
- Grounds up to two single wrist straps
- Complete with 3 meter cord with eyelet

Part Number 30-560-0039



+ Material: ABS with welded back cover
Dimensions: 110 x 16.5 x 33 mm
Resistor: 1 MΩ

- Slim EBP bar designed to fit underneath bench-tops with narrow overhang > 16mm
- Black cord 3m long, exits via strain relief on right

+ Other configurations on request with MOQ

Part Number	Description
30-551-3020	Grounding system with 3 x 10mm male studs
30-551-3030	Grounding system with 3 x 7mm male studs
30-551-3040	Grounding system with 3 x bananas connections



+ Material: ABS
Resistor: 1 MΩ

- Earthing plugs providing a reliable path to electrical main earth
- Wide choice of connections

+ Other connections on request

EU Plug	UK Plug	Connections
30-552-0605 30-552-0615 30-552-0625	30-552-0600 30-552-0610 30-552-0620	3 x 7mm stud 3 x 10mm stud 2 x M5 cosse
30-552-0635	30-552-0630	2 x M5 eyelet connection 7 & 10mm + banana
30-552-6007	-	3 x bananas

PERMANENT WORKSTATION MONITOR - GZ 1600



- Able to sustain supreme reliability, being manufactured by precision SMT technology along with compact stainless steel housing
- Can monitor the grounding of 2 operators and/or 2 ESD safe table mats (100M)
- Audio and LED will give alarms when monitor detects problems on grounding
- 3 colours LED to indicate status of operator wrist-strap: high, low, safe

+ Power supply (entry): 220V AC / 50 Hz

Part Number	61-200-0012
-------------	-------------

OTHER ACCESSORIES

Adaptors



Part Number	Description
30-552-0010	Banana plug adaptor for 10mm stud
30-552-6011	Metal banana plug adaptor for 10mm male stud
30-552-6012	Insulated plug adaptor for 10mm male stud – should be connected to a wire

Grounding point



Part Number	30-552-0107
-------------	-------------

- Particularly adapted to workbenches
- Can be mounted (screwed) to the table top frame
- Made out of metal
- Fits both banana plug and 10mm female snap


Clips



Part Number	Description
30-552-0025	Un-insulated crocodile clip / Fits standard banana plug
30-552-0021	Insulated bulldog clip with 10mm male stud / Fits standard banana plug

+ 3. TABLE MATS AND GROUNDING ACCESSORIES FOR MATS

HIGH TEMPERATURE RESISTANT



- + **Thickness:** 2,1mm
- Surface resistance:** top layer $R_{pp} = 10^9 \Omega$
bottom layer $R_{pp} = 10^6 \Omega$
- Resistance to EPA ground:** $R_g \leq 3.5 \times 10^7 \Omega$
- Conforms to:** IEC 61340-5-1


- Easy to clean, high durability
- Dissipative top layer
- Conductive bottom layer for excellent path to ground
- Soldering heat resistant
- Pre-cut mats are supplied with 2 x 10mm male studs and grounding cord (ref 30-560-1510)

Part Number	Shape	Dimensions	Colour
32-190-1102	Complete Roll	1.22m x 10m	Beige
32-190-1103		1.22m x 10m	Grey
32-190-1104		1.22m x 10m	Blue

32-200-2609	Pre-cut	61cm x 90cm	Beige
32-200-3609		61cm x 90cm	Grey
32-200-4609		61cm x 90cm	Blue
32-200-2612		60cm x 120cm	Beige
32-200-3612		60cm x 120cm	Grey
32-200-4612		60cm x 120cm	Blue

+ Other pre-cut sizes and equipment on request

STANDARD VERSION



- + **Thickness:** 2.0 mm
- Surface resistance:** top layer $R_{pp} \leq 10^9 \Omega$
bottom layer $R_{pp} \leq 10^5 \Omega$
- Resistance to ground:** $R_g < 10^9 \Omega$
- Conforms to:** IEC 61340-5-1

- No soldering resistance
- Dissipative top layer and conductive bottom layer for excellent path to ground

Part Number	Dimensions	Colour
32-918-0800	0.61 x 10m	Green
32-918-1000	1.00 x 10m	Green
32-918-0801	0.61 x 10m	Grey
32-918-1001	1.00 x 10m	Grey
32-918-0802	0.61 x 10m	Blue
32-918-1002	1.00 x 10m	Blue

+ Pre-cut sizes and colours (with MOQ) on request

PVC TABLE MATS



- Flame retardant, oil resistant, water and chemical resistant, no discolouration
- Smooth surface is easy to clean and maintain
- Dimensionally stable

This is a 3-layer heat fused vinyl composite mat. Its top and bottom layers are made of static dissipative vinyl

Part Number	Dimensions
32-921-1200	Roll of 120cm x 10m

- + **Thickness:** 3.2 mm
- Surface resistance:** $10^7 \leq R_{pp} \leq 10^9 \Omega$
- Volume resistance:** $10^7 \leq R_{pp} \leq 10^9 \Omega$
- Maximum tribocharging voltage:** < 100 V
- Static decay:** < 1.9 secondes
- Colour:** blue

GROUNDING ACCESSORIES FOR MATS



Part-number	Mat connection	Ground connection	Length (m)
30-560-0210	2 x 10mm female stud *	-	1.80
30-560-0211	2 x 10mm male stud *	-	1.80
30-560-0214	2 x 10mm female stud *	-	0.15
30-560-0215	2 x 10mm female stud *	-	0.60

*mat to mat straight cords with

30-560-1510	Moulded 10mm female stud	Eyelet	4.50
30-560-1511	Moulded 10mm male stud	Eyelet	4.50
30-560-0048	10mm male stud + 2 holes for bananas	Eyelet	3.00
30-560-0049	10mm female stud + 2 holes for bananas	Banana	3.00
30-560-0148	10mm female stud + holes for GSGS	Eyelet	3.00

- + **Safety resistance:** 1 MΩ

PICKING BINS



+ **Material:** Black conductive polypropylene copolymer
Surface resistance: $R_{pp} < 10^4 \Omega$
Volume resistance: $R_v < 10^4 \Omega$
Conforms to: IEC 61340-5-1

- Conductive component bins for storage of components
- Bins of equal width can be stacked
- Compatibles with most brands

Part-number	External Dimensions (mm)	Internal Dimensions (mm)	Capacity liters
25-304-2001	85 x 95 x 45	63 x 91 x 44	0.25
25-304-2002	160 x 95 x 75	133 x 87 x 66	1
25-304-2003	230 x 140 x 130	193 x 126 x 110	3.8
25-304-2006	350 x 200 x 145	273 x 183 x 130	9.4
25-304-2005	350 x 200 x 200	270 x 179 x 185	12.5
25-304-2007	500 x 300 x 145	428 x 281 x 129	20
25-304-2004	500 x 300 x 200	426 x 282 x 185	28
25-304-2008	500 x 300 x 300	423 x 280 x 285	42

PCB HOLDERS



25-304-0101



25-304-0100



24-204-1662

Part Number	Description	Material	External Dimensions (mm)	Number of slots
25-304-0006	Black cond. PCB holder	Conductive PS	357 x 257 x 14	13 x 19
25-304-0007	Black cond. PCB holder	Conductive PP	557 x 357 x 22	19 x 31
25-304-0008	Carrying handles for PCB holder			
24-204-1662	"L" shape rack	Conductive PS	500 x 222 x 162	35
24-202-1662	"L" shape rack High temperature resistance	Conductive ABS/PC	500 x 222 x 162	35
25-304-0100	Black PCB holder (light version)	Conductive PS	437 x 160 x 30	25
25-304-0101	Black PCB holder	Conductive PP	265 x 205 x 95	25
25-304-0102	Black PCB holder	Conductive PP	480 x 170 x 50	25

+ **Surface resistance:** $R_{pp} < 10^5 \Omega$

REEL BOXES



24-204-9453



24-204-9454

- Reel storage in a variety of box types
- Possibility of bespoke solutions
- Shelves meant for reels
(see on page 106)

+ Surface resistance: $R_g < 10^5 \Omega$
Conforms to: IEC 61340-5-1

EUROSTAT Versions

Part Number	External Dim (mm)	Reel Dim. (mm)	Compartments	Material
24-204-9453	362 x 188 x 102	180	23	Conductive PS
24-204-9454	560 x 365 x 174	330	39	Conductive PS

Other reel boxes

Part Number	External Dim (mm)	Reel Dim. (mm)	Compartments	Material
23-173-6023	400 x 250	180 x 330	10*	Conductive PS
23-173-6024	Additional holder(s) for 23-173-6023			
23-173-1732	300 x 200 x 180	180	15	Conductive PE
23-173-1384	500 x 200 x 180	180	25	Conductive PE
23-172-2125	500 x 350 x 200	330	25	Conductive PE
23-172-1683	500 x 350 x 320	330	16	Conductive PE

*up to 20

EUROSTAT MAGAZINES



Magazines

Part Number PS	Part Number ABS/PC	Width	Depth	Height	Max PCB width	Grooves / plate
22-150-0943	22-151-0943	320	350	560	247	50
22-150-1154	22-151-1154	370	370	560	297	50
22-150-1187	22-151-1187	400	425	560	327	50
22-150-0817	22-151-0817	420	460	560	357	50
22-150-0891	22-151-0891	450	425	560	377	50
22-150-1083	22-151-1083	470	480	560	397	50

Magazines/plates

Part Number PS	Part Number ABS/PC	Description	Magazine
97-001-0004	97-011-0006	Reference plate	0943/1154
97-001-0003	97-011-0005	Adjustable plate	
97-001-0002	97-011-0002	Reference plate	1187/0891
97-001-0001	97-011-0001	Adjustable plate	
97-001-0008	97-011-0004	Reference plate	0817/1083
97-001-0007	97-011-0003	Adjustable plate	

Magazines provide safe efficient handling and storage of batches of printed circuit boards.

They are compatible with most types of automated insertion machinery and can easily be adjusted to the size of the PCB.

Magazines combine a low weight with a high construction stability manufactured from ESD safe materials.

+ Extra partitions and lids available on request

+ PS for a 60°C heat resistance
ABS/PC for 110°C heat

- Vertical pitch 10mm
- Width adjustable by 5mm pitch
- Strong construction from thermoformed plastic with metal reinforcement
- Light in weight and extremely rigid
- Assembled using rivets and ultrasonic welding
- Each groove is numbered
- Each magazine is delivered with a partition

QUICKFILL MAGAZINES



+ **Material:** Conductive PS for plastic parts and zincification iron for metal parts
Maximum temperature of use: 60°C

+ **Material:** Conductive ABS/PC for plastic parts and zincification iron for metal parts
Maximum temperature of use: 110°C

Part Number	Dimensions (mm)	Min/Max PCB Size	Slide guide slot width	Adjustment system	Top and bottom frame
22-152-3060	460 x 400 x 563	50 / 300	5	Screws	Metal
22-152-4060	355 x 320 x 563	50 / 250	5	Gear Track	Metal
22-152-6060	460 x 400 x 563	100 / 310	5	Gear Track	Metal
22-152-7060	535 x 460 x 570	50 / 390	5	Gear Track	Metal
22-152-8060	535 x 530 x 570	120 / 460	5	Gear Track	Metal

Part Number	Dimensions (mm)	Min/Max PCB Size	Slide guide slot width	Adjustment system	Top and bottom frame
22-152-1120	460 x 400 x 563	50 / 300	5	Screws	Metal
22-152-2120	355 x 320 x 563	50 / 250	5	Gear Track	Metal
22-152-3020	535 x 460 x 570	50 / 390	5	Gear Track	Metal

- Strong injection moulded construction with metal reinforcement (top and bottom)
- Meet standard dimensions most frequently used on automated lines
- Standardized plate that fits most popular brands on the market
- Not subject to accidental change in width; no wear of moving parts
- Partition made of assembled plastic parts
- This system provides a better dimensional stability to large temperature variations
- Meant for 50 PCB's
- Slide guide slot depth: 3.5 mm
- Slide guide slot pitch: 10 mm

CUSTOMIZED MAGAZINES

+ Please consult us for all customized magazines requests.



SMD CABINETS



- Small parts cabinets
- Available in 2 sizes with heights 290 and 550mm
- The design combines the use of a strong, conductive PP frame and galvanized steel shelves
- Supplied with labels and connector for earth lead

Part Number	Number of drawers	Drawers Ext. Dim. (mm)	Drawers Int. Dim. (mm)
25-305-3005	24	180 x 310 x 290	100 x 85 x 62
25-305-3015	12	180 x 310 x 290	100 x 175 x 62
25-305-4005	48	180 x 310 x 550	100 x 85 x 62
25-305-4010	24	180 x 310 x 550	100 x 175 x 62

All cabinets can be wall hung or mounted on bench top turntable or stood on the workshop.

- +** **Material:** Conductive polypropylene
- Colour:** black
- Surface resistance:** $R_{pp} \leq 10^4 \Omega$
- Conforms to:** EN 61340-5-1 / Directive RoHS

ILLUMINATING MAGNIFIER



Part Number	44-311-0601
-------------	-------------

- +** **Magnification:** 2.25 x
- Lighting:** 22W, 6400K
- Colour:** black
- Diopter:** 5
- Surface resistance:** $10^3 \leq R_{pp} \leq 10^8 \Omega$
- Conforms to:** EN 61340-5-1

ESD SAFE TURNTABLES



Part Number	Diameter (mm)
44-310-5120	380
44-310-5121	500

- +** **Material:** Conductive rubber surface
- Plastic disc**
- Colour:** black
- Surface resistance:** $R_{pp} \leq 10^6 \Omega$
- Volume resistance:** $R_v \leq 10^7 \Omega$
- Conforms to:** IEC 61340-5-1

CHAIRS



+ Glides on request

- Produced under strict quality control and especially designed for clean room purpose
- ESD safe characteristics checked on every chair
- Optional armrest
- Back and seat covered with vinyl
- ESD safe castors

CHAIRS

Part-number	Seat height (mm)	Colour	Leg	Footrest	Cleanliness
43-602-0002	455-610	Black	Chrome	No	ISO 5
43-602-0020	455-610	Blue		No	
43-602-0001	565-820	Black		Yes	
43-602-0005	565-820	Blue		Yes	

STOOLS

Part-number	Seat height (mm)	Colour	Leg	Footrest	Cleanliness
43-602-1003	455-610	Black	Chrome	No	ISO 5
43-602-1004	455-610	Blue		No	
43-602-1006	565-820	Black		Yes	
43-602-1007	565-820	Blue		Yes	

STANDING STOOLS

Part-number	Seat height (mm)	Colour	Leg	Footrest	Cleanliness
43-602-1000	600-855	Black	Chrome	Non	ISO 5
43-602-1001	600-855	Blue		Non	

+ **Ground resistance:** $R_g < 1 \times 10^9 \Omega$
Conforms to: IEC 61340-5-1

+ Clean room compatible

VINYL CHAIRS



+ Clean room compatible

- Tear resistant and non slip synthetic leather cover
- Permanent contact backrest with seat tilt adjustment
- Seat and backrest height adjustment

Part Number	Seat Height (mm)	Base	Leg	Footrest	Cleanliness
43-202-0004	470-610	Aluminium	Conductive castors	No	ISO 3
43-202-0008	630-890	Aluminium	Conductive glides	Yes	ISO 3

- + **Colour:** black
- Surface resistance:** $R_{pp} = 10^6 \Omega$
- Resistance to ground:** $R_g = 10^6 \Omega$
- Conforms to:** EN 61340-5-1
DIN EN ISO 14644-1
- Warranty:** 5 years

+ Armrest on request

COMFORT FABRIC CHAIR



- Black aluminium foot
- Different possible adjustments: seat height and depth, seat inclination, backrest height and weight regulation
- Change of the upholstery with a single click

Part Number	Seat Height (mm)	Colour	Foot
43-202-0001	450-620	Black with grey strip	Wheels

- + **Backrest:** conductive
- Seat depth:** 420-480 mm
- Seat width:** 470 mm
- Surface resistance:** $R_{pp} = 10^6 \Omega$
- Resistance to ground:** $R_g = 10^6 \Omega$
- Compliant with:** IEC 61340-5-1
- Warranty:** 5 years

+ Available with green or orange strip

+ Please ask us for options

EUROSTAT FABRIC AND VINYL CHAIRS



- High effective solution for EPA
- Entirely ESD safe
- Seat and backrest height adjustment

Part Number	Seat Height (mm)	Material	Colour	Foot	Footrest
43-201-0020 43-201-0040	440-590	Fabric	Blue Black	Wheels	No
43-201-0120 43-201-0140	580-850		Blue Black	Glides	Yes
43-201-0060 43-201-0160	440-590 580-850	Vinyl	Black	Wheels Glides	No Yes

- + **Backrest:** conductive
- Seat depth:** 470 mm
- Seat width:** 460 mm
- Surface resistance:** $R_{pp} = 10^6 \Omega$
- Resistance to ground:** $R_g = 10^6 \Omega$
- Compliant with:** IEC 61340-5-1
- Warranty:** 5 years

+ Ring-shaped armrest on request

FABRIC CHAIRS



Part Number	Seat height (mm)	Colour	Foot	Footring	Armrest not ESD safe
43-600-2005 43-600-2105	390-540	Grey Grey		No No	No Yes
43-600-2010 43-600-2011 43-600-2110	540-740	Grey Blue Grey	Castors	Yes Yes Yes	No No Yes
43-600-2015	590-840	Grey		Yes	No

- + **Seat depth :** 470 mm
- Seat width:** 440 mm
- Ground resistance:** $R_g < 1 \times 10^9 \Omega$
- Conforms to:** IEC 61340-5-1

+ Other models on request

PU CHAIRS AND STANDING STOOL



- Aluminium base, diameter 60cm
- Back height adjustable
- Antistatic flexible castors

Part Number	Seat height (mm)	Work height (mm)	Footring
43-600-3200	440-570	700-800	No
43-600-3205	520-710	800-900	Yes
43-600-3210	580-830	900-1000	Yes

- + **Resistance to ground:** $R_g = 10^6 \Omega$
Conforms to: IEC 61340-5-1
Colour: black



- Aluminium base
- Ergonomic and comfortable backrest
- Variable height adjustment

Part Number	Seat height (mm)	Description
43-605-0001	510-780	Standing stool with glides and footring

- + **Ground resistance:** $R_g = 10^6 \Omega$
Conforms to: IEC 61340-5-1
Colour: black
Rotation: 360°C

ESD SAFE STAND STOOL



- Safe thanks to stable base
- Integral comfort handles
- Easy to clean
- Space-saving, light and easy to move around

Part Number	Seat height (mm)	Description
43-605-0002	620-850	Aluminium ESD safe stand stool

- + **Ground resistance:** $R_g = 10^6 \Omega$
Conforms to: IEC 61340-5-1
Colour: black

FOOT REST



- Conductive plastic with metal frames
- Height adjustment
- Adjustable tilt angle
- Foot operation

Part Number	Dimensions (mm)
44-310-5125	420 x 320 x 80/290

- + **Resistance to ground:** $R_g = 10^5 \Omega$
Conforms to: IEC 61340



- Simplified version
- Conductive plastic with metal frames
- Height adjustment
- Adjustable tilt angle
- Hand operated

Part Number	Dimensions (mm)
44-310-5126	470 x 383 x 50/230

- + **Resistance to ground:** $R_g = 10^5 \Omega$
Conforms to: IEC 61340

6. CHROME PLATED SHELVES AND TROLLEYS

ORGANISATION of a PRODUCTION AREA

STANDARD AND CUSTOMIZED SHELVES

- Raw material:** Chrome plated metal
- Surface resistance:** $R_{pp} < 10^5 \Omega$
- Max load per shelf:** 200 kg
- Max load per unit:** 500 kg
- Conforms to:** IEC 61340-5-1

- Standard units available with 4 to 5 shelves in different sizes
- Adjustable feet
- Adjustable individual shelf height

Part Number	Dimensions (mm)	Number of shelves	Height (mm)
40-020-0005	460 x 1220	4	1590
40-020-0010	610 x 1220	4	1590
40-020-0015	610 x 1520	4	1590
40-020-0020	610 x 1520	5	1900
40-020-0025	610 x 1820	4	1590
40-020-0030	610 x 1820	5	1900

STANDARD AND CUSTOMIZED TROLLEYS



- A manoeuvrable utility trolley option for internal transport inside the EPA
- Standard trolley type available with 2 or 3 shelves per trolley
- Conductive rubber swiveling castors (2 with brake)

Part Number	Dimensions (mm)	Number of shelves
40-010-0005	460 x 760 x 1030	2
40-010-0010	460 x 760 x 1030	3
40-010-0015	610 x 910 x 1030	2
40-010-0020	610 x 910 x 1030	3

- Raw material:** Chrome plated metal
- Surface resistance:** $R_{pp} < 10^5 \Omega$
- Max load per trolley:** 200 kg
- Conforms to:** IEC 61340-5-1

HEAVY DUTY VERSION



- All frames made out of shiny polished zinc-plated tubes
- Laminated shelves, 19mm, continuously adjustable in height
- Wheels for smooth and silent maneuverability

Part Number	Dimensions (mm)	Castors (mm)	Number of Shelves	Maximum weight (kg)
40-200-6001	750 x 430 x 1120	125 x 32	2	200
40-200-6002	1000 x 430 x 1120	125 x 32	2	200
40-200-6004	620 x 430 x 1120	125 x 32	3	200
40-200-6005	750 x 430 x 1120	125 x 32	3	200
40-200-6006	1000 x 430 x 1120	125 x 32	3	200
40-200-6009	750 x 430 x 1585	125 x 32	4	200
40-200-6011	1200 x 430 x 1585	125 x 32	4	200
40-200-6018	1000 x 600 x 1690	200 x 400	4	300/100*
40-200-6034	800 x 420 x 946	125 x 32	2	150
40-200-6035	672 x 465 x 1585	125 x 32	8 supports	200

*100 kg per shelf

6. CHROME PLATED SHELVES AND TROLLEYS

EVA MATTING



- +** Thickness: 1,5mm
- +** Surface resistance: $R_{pp} < 10^5 \Omega$
- +** Resistance to ground: $R_g < 10^5 \Omega$
- +** Maximum width: 1100mm
- +** Core diameter : 76mm
- +** Maximum temperature of use: 50°C
- +** Colour: black
- +** Conforms to: IEC 61340-5-1

- EVA plastic to cover shelving, benching, trolleys
- Extremely competitive option
- Delivered without any accessories


Roll Part Number	Dimensions (m)
32-500-2410	24 x 1.10
32-500-2455	24 x 0.55

+ Customized sizes available on request

SHELVES ACCESSORIES

Those accessories are necessary to build up shelving units or trolleys for any bespoke purpose.

WIRED SHELVES, CHROME PLATED



Part Number	Dimensions (mm)
40-100-1830	460 x 760
40-100-1836	460 x 910
40-100-1848	460 x 1220
40-100-1860	460 x 1520
40-100-1872	460 x 1830
40-100-2124	530 x 610
40-100-2430	610 x 760
40-100-2436	610 x 910
40-100-2442	610 x 1070
40-100-2448	610 x 1220
40-100-2460	610 x 1520
40-100-2472	610 x 1820

WIRED SHELVES FOR REELS, CHROME PLATED

Part Number	Dimensions (mm)
40-101-0001	460 x 910 designed for 39 reels
40-101-0005	460 x 910 designed for 15 reels

POSTS, CHROME PLATED



Part Number	Dimensions (mm)
40-150-0030	755
40-150-0054	1390
40-150-0063	1590
40-150-0074	1900
40-150-0086	2185

4 posts per shelving unit



40-180-0260



40-180-0005/0010



40-170-0005



40-180-0025/0030

Part Number	Dimensions (mm)
40-180-0260	Set of 4 pairs of half aluminium sleeves (for 1 shelf)
40-180-0005	U-Handle for 460mm wide trolley, chrome plated (2 per trolley)
40-180-0010	U-Handle for 610mm wide trolley, chrome plated (2 per trolley)
40-180-0025	Push handle for 460mm mobile shelf, chrome plated
40-180-0030	Push handle for 610mm mobile shelf, chrome plated
40-170-0010	Bumper (non ESD safe) to be used on trolleys and mobile shielding units
40-170-0005	Set of 4 wheels (2x shifted, 2x brakes) to be used on trolleys and mobile shelving units

7. ESD SAFE WORKSHOP ACCESSORIES

ORGANISATION of a PRODUCTION AREA

BINDERS AND DOCUMENT HOLDERS



Part Number	Description	Ext. spine width (mm)
41-090-1421a	A4 ring binder / 4 rings with label holder	25
41-090-1422a	A4 ring binder / 4 rings with label holder	55
41-090-1423a	A4 ring binder / 4 rings with label holder	65
41-090-1481a	A4 ring binder / 2 rings with label holder	55
41-090-1568	A3 ring binder / 4 rings	55

- + **Material:** conductive PE
- Surface resistance:** $R_{pp} < 10^5 \Omega$
- Yellow ESD symbol printed on the spine**
- Conforms to:** IEC 61340-5-1



Conductive plastic ring binders with label holder

Part Number	Description	Ext. spine width (mm)
41-090-6000	A4 ring binder / 4 rings Swedish version)	55
41-090-6001	A4 ring binder / 4 rings Swedish version	38
41-090-6028	A4 ring binder / 4 rings	55
41-090-6027	A4 ring binder / 4 rings	38

- + **Material:** Conductive PP
- Surface resistance:** $R_{pp} < 10^5 \Omega$
- Conforms to:** IEC 61340-5-1



Part Number	Description	Ext. spine width (mm)
41-090-6023	A4 ring binder / 4 rings	40
41-090-6024	A4 ring binder / 4 rings	50

- + **Material:** blue dissipative vinyl
- Surface resistance:** $R_{pp} < 10^{11} \Omega$
- Yellow ESD symbol printed on the spine**

+ Clean room compatible

DOCUMENT HOLDER



41-093-0005

Low tribocharging document holders

Part Number	Description
41-093-0005	A4 U model with side perforation
41-093-0015A	A4 L model without side perforation

- + **Surface resistance:** $R_{pp} < 10^{11} \Omega$

7. ESD SAFE WORKSHOP ACCESSORIES

CLIP BOARD



- Transparent dissipative plastic clip board
- Supplied with metal clip
- To be used with A4 documents

Part Number	41-090-6003
-------------	-------------

+ Surface resistance: $R_{pp} < 10^8 \Omega$
Conforms to: IEC 61340-5-1

+ Clean room compatible

FLIP OVER SYSTEM



+ Base dimensions: 19 x 19cm
Height: 35,5cm
Surface resistance (metal parts): $R_{pp} < 10^6 \Omega$
Surface resistance (bags): $R_{pp} < 10^{11} \Omega$

Part Number	Description
41-090-6005	Wall mount with 10 document pockets
41-090-6016	Wall mount with 20 document pockets
41-090-6017	Wall mount with 30 document pockets
41-090-6018	Wall mount with 50 document pockets
41-090-6006	Table stand with 10 document pockets
41-090-6019	Table stand with 20 document pockets
41-090-6020	Table stand with 30 document pockets
41-090-6021	Table stand with 50 document pockets
41-090-6007	Pack of 10 document pockets

PAPER TRAY



Part Number	Description	External dim. (mm)	Internal dim. (mm)
41-094-0005	A4 document tray	258 x 343 x 53	245 x 341 x 45
41-093-0100	Vertical magazine holder	292 x 110 x 320	-

+ Material: Conductive PP
Surface resistance: $R_{pp} < 10^5 \Omega$
Conforms to: IEC 61340-5-1

LAMINATING POUCHES




- Perfect solution for all kind of papers, instructions, wall signs and notices within an EPA
- Simply place your documents in the pouch and insert seal edges into laminator

Part Number	Format
41-090-6008	A4
41-090-6009	A3

- + **Material:** Polyester/EVA permanent static dissipative
- Thickness:** 80 μ
- Density:** 95 gr/m²
- Elongation:** MD 161% / TD 120% Roll
- Surface resistance:** Rpp < 10⁹ Ω
- Charge decay time (1000V to 100V):** < 2 secondes
- Conforms to:** IEC 61340-5-1

ESD SAFE QUICK RELEASE FILE



Antistatic transparent document holder for A4 documents

Part Number	41-093-0092
-------------	-------------

- + **Material:** permanent static dissipative PVC
- Dimension:** for A4 document
- Surface resistance:** 10¹⁰ \leq Rpp \leq 10¹¹ Ω
- Colour:** Front and back-cover transparent - Blue filing clip

PAPER

- + **Weight:** 72 g/m²
- Thickness:** 85 μ m
- Static build up:** < 50 v/cm²
- Surface resistance:** Rpp < 10¹¹ Ω

- Especially designed for use in copy machines
- Coated with a proprietary polymer formulation preventing fragmentation of the individual cellulose fibres that would normally lead to particle generation
- Each package is wrapped and poly-bagged for added protection and efficient cleanroom use

Part Number	Colour
41-092-0010	Blue
41-092-0011	White

OTHER ACCESSORIES

CALCULATOR



Part Number	41-092-0100
-------------	-------------

- + **Material:** ABS
Surface resistance: $10^5 \leq R_{pp} \leq 10^9 \Omega$
Conforms to: IEC 61340-5-1

RULER



Part Number	41-092-0101
-------------	-------------

- + **Material:** ABS
Measurement: 30 cm
Surface resistance: $10^5 \leq R_{pp} \leq 10^9 \Omega$
Conforms to: IEC 61340-5-1

SCISSORS



Part Number	41-092-0102
-------------	-------------

- + **Material:** ABS (partie en plastique)
Surface resistance: $10^5 \leq R_{pp} \leq 10^9 \Omega$
Conforms to: IEC 61340-5-1

STAPLER



Part Number	41-092-0105
-------------	-------------

- + **Material:** ABS
Colour: black
Surface resistance: $10^5 \leq R_{pp} \leq 10^9 \Omega$
Conforms to: IEC 61340-5-1

ESD SAFE PEN AND DESKTOP CUP



Part Number	Description
41-092-0012	Blue ESD safe pen
41-096-0050	450ml desktop cup

- + **Surface resistance:** $R_{pp} < 10^{11} \Omega$

CONDUCTIVE BLACK RUBBER BANDS

Part Number	Dimensions (mm)	Weight/bag
70-101-6013	76 x 3.2 x 0.8	0,454 kg
70-101-6015	89 x 6.4 x 1.6	
70-101-6016	127 x 6.4 x 1.6	
70-101-6017	178 x 3.2 x 1.6	

- + **Surface resistance:** $R_{pp} < 10^5 \Omega$
Conforms to: IEC 61340-5-1



PERSONAL AND PE BOTTLES

DESK PERSONAL BOTTLE



Part-number	Content (L)	Material	Colour
41-096-0040	0.90	PE	Light blue

PE BOTTLES



Part-number	Description
41-096-0005	60ml flux bottle with thick needle
41-096-0010	60ml flux bottle with medium needle
41-096-0015	60ml flux bottle with thin needle



41-096-0024	110ml solvent bottle with pump
41-096-0025	180ml solvent bottle with pump
41-096-0026	230ml solvent bottle with pump



41-096-0083	60ml pen-tip bottle
-------------	---------------------

41-096-0045	250ml bottle
41-096-0046	450ml bottle



41-096-0035	450ml bottle with spray pump
41-096-0036	900ml bottle with spray pump

41-096-0047	Bottle 230ml angled nozzle
41-096-0048	Bottle 460ml angled nozzle



+ Material: Polyethylene
Colour: blue
Average surface resistance: $10^5 \leq R_{pp} \leq 10^{10} \Omega$

+ Clean room compatible

SIGNS

Eurostat offers various signs in yellow or red, for display overhead, wall mounting or on bench tops.

+ Also available in other languages



Part Number	Colour	Dimensions	Language	Text
42-153-0005	Yellow	600x300	English	ATTENTION ESD PROTECTED AREA OBSERVE PRECAUTIONS FOR HANDLING ELECTROSTATIC DISCHARGE SENSITIVE DEVICES
42-153-0010	Red	600x300	English	ATTENTION YOU ARE LEAVING THE EPA
42-153-9005	Yellow	600x300	French	ATTENTION ZONE PROTEGEE CONTRE LES ESD RESPECTER LES PRECAUTIONS DE MANIPULATION DES DISPOSITIFS SENSIBLES AUX DECHARGES ELECTROSTATIQUES
42-153-9010	Red	600x300	French	ATTENTION VOUS QUITTEZ L'EPA

LABELS

+ Labels also available in other languages



Part Number	Description	Dimensions (mm)	Text
42-150-0010	Yellow triangle JEDEC label	25 x 25	
42-150-9004 FR	Label "protected area"	300 x 205	Zone protégée contre les ESD Respecter les précautions de manipulation des produits sensibles aux décharges électrostatiques
42-150-9005 FR	Label "protected area"	400 x 300	Zone protégée contre les ESD Respecter les précautions de manipulation des produits sensibles aux décharges électrostatiques
42-150-9007 FR	Label "protected area"	200 x 100	Zone de travail contrôlée Manipulation interdite à toute personne non autorisée
42-150-9008 FR	Wrist strap "wearing label"		Port du bracelet obligatoire
42-150-9009	Label "date of checking"	60 x 20	
42-150-9010	Yellow label Text in French, English & German	60 x 100	Attention Ne pas ouvrir avant usage. Utiliser cet emballage pour le retour de l'article remplacé. Cet emballage protège de l'électricité statique. Personnes et postes de travail doivent être mis à la terre pendant les travaux de réparation
42-150-9011 FR	Yellow label	50 x 60	Attention Respecter les précautions de manipulation des produits sensibles aux décharges électrostatiques
42-150-9013 FR	Label "connecting point"	∅ 40	Point de connexion
42-151-0005s	Yellow label for shielding bags		
42-152-0005 EN	Yellow label "entering EPA"		Entering EPA
42-152-1100 EN	Label	25 x 44	Grounding point
42-152-9010 FR	Red label	210 x 300	Attention vous quittez la zone protégée contre les ESD

FLOOR MATS



- Made out of vinyl material with dissipative top layer
- Excellent grounding properties
- Easy to clean and excellent durability
- Welding rod on request (part number: 32-990-0001)

Instructions:

- It is strongly recommended to glue the mat on the floor
- Ensure a perpendicular joint to the mat width, every 1.50m along
- Then, it is recommended to ground the floor mat every 30m² along, with the straight grounding cord 30-552-5005

Part Number	Dimensions	Colour
32-913-5005	150cm x 25m	Blue
32-913-5006	150cm x 25m	Beige
32-913-5007	150cm x 25m	Grey

- + **Resistance to ground:** $R_{pp} < 10^8 \Omega$
- Surface resistance:** $R_g = 10^7 \Omega$
- Roll length:** 25m
- Total roll weight:** 112 kg
- Thickness:** 2,0 mm
- Weight:** 3000 g/m²
- Surface:** smooth
- Reverse side:** sanded
- Conforms to:** IEC 61340-5-1



- Made out of rubber material
- Dissipative top-layer and conductive bottom layer


Instructions:

- It is strongly recommended to glue the mat on the floor
- Ensure a perpendicular joint to the mat width, every 1.50m along
- Then, it is recommended to ground the floor mat every 30m² along, with the straight grounding cord 30-552-5005

Part Number	Shape	Dimensions	Colour
32-154-2329	Complete Roll	1.22m x 10m	Grey

- + **Resistance to ground:** $10^6 \Omega < R_{pp} < 10^9 \Omega$
- Surface resistance:** $10^6 \Omega < R_g < 10^8 \Omega$
- Thickness:** 2,5 mm
- Abrasion resistance:** $\leq 200 \text{mm}^3$
- Hardness:** 85 +/- 5 Shore A
- Indentation:** $\leq 0.25 \text{mm}$
- Conforms to:** IEC 61340-5-1

STICKY MATS



- Non ESD safe material
- To be placed outside an EPA area for footwear decontamination
- A mat consists of 30 removable layers

Part Number	Dimensions (mm)	Colour
32-917-2436	600 x 900	Blue
32-917-2645	660 x 1140	Blue
32-375-6031	457 x 1143	White
32-375-6032	610 x 915	White
32-375-6033	660 x 1143	White

- + **Film material:** Polyethylene (LDPE)
- Thickness:** 50µ (+/- 10%)

INTERLOCKING FLOOR TILES

Q-BLOCK – INTERLOCKING DISSIPATIVE FLOOR TILE



- + **Total weight:** 6,0 kg/m²
- Surface resistance:** $10^5 \Omega < R_{pp} < 10^6 \Omega$
- Resistance to ground:** $5 \times 10^5 \Omega \leq R_{pg} \leq 5 \times 10^6 \Omega$
- Conforms to:** IEC 61340-5-1

- Lower conductive layer and top dissipative layer
- Particularly suitable when it is requested to often change the EPA layout and for high traffic areas
- Can be loose laid on every kind of floor

Instructions:

- No obligation to glue the tiles on the floor but it is recommended
- Use an intertwined conductive grid under the tiles (20-851-0005)
- Then, it is recommended to ground the floor every 30m² along, with the kit 30-552-5046

Part Number	Dimensions (mm)	Colour
32-160-0401	500 x 500 x 4	Grey
32-160-0402	500 x 500 x 4	Blue

Q-TILE – DISSIPATIVE FLOOR TILE



- + **Total weight:** 5.8kg/m²
- Surface resistance:** $10^4 \Omega < R_{pp} < 10^6 \Omega$
- Resistance to ground:** $2.5 \times 10^4 \Omega \leq R_g \leq 10^6 \Omega$
- Colours:** dark grey (also available in white, blue, light grey)
- Conforms to:** IEC 61340-5-1

Instructions:

- It is strongly recommended to glue the tiles on the floor
- Use an intertwined conductive grid under the tiles (20-851-0005)
- Then, it is recommended to ground the floor every 30m² along, with the kit 30-552-5046

Part Number	Dimensions (mm)
32-160-0400	610 x 610 x 3

- Dissipative PVC floor tiles
- Excellent resistance to chemicals

GROUNDING KIT

Part Number	30-552-5046
-------------	-------------

- Includes 1 piece of metal with 10 mm stud, 1 piece of copper tape and 1 earthing plug with cord

ANTI-FATIGUE SOLUTIONS

ANTI-FATIGUE MATS



- +** **Material:** Dissipative anti slip mat with diamond embossed surface
Resistance to ground: $10^3 \leq R_g \leq 10^6 \Omega$
Surface resistance: $10^3 \leq R_{pp} \leq 10^6 \Omega$
Thickness: 14 mm
Colour: black
Conforms to: IEC61340-5-1

- Fitted with one 10 mm female grounding stud
- Ramped safety edges on all sides
- Rounded corners
- Customized sizes available: maximum width 3.66 m / maximum length 22.86 m
- Highly recommended to be used in conjunction with a ground cord and heel grounders

Part Number	Standard size
32-917-7100	910 x 1520 mm



- +** **Material:** Dissipative anti slip mat with diamond embossed surface
Resistance to ground: $10^5 \leq R_g \leq 10^7 \Omega$
Surface resistance: $10^5 \leq R_{pp} \leq 10^7 \Omega$
Thickness: 16 mm
Colour: black with 2 yellow safety borders
Conforms to: IEC61340-5-1

- Fitted with 2 x 10 mm male grounding studs
- 3 m grounding cord with crocodile clip and banana included
- Yellow safety border is highly visible with ESD logo embedded at corners to alert workers on ESD controlled areas
- All edges are tapered for safety to avoid tripping
- Highly recommended to be used in conjunction with a ground cord and heel grounders

Part Number	Dimensions (mm)
32-917-7005	610 x 910
32-917-7010	610 x 1840




- +** **Material:** Dissipative anti slip mat with bubble surface
- Resistance to ground:** $10^5 \Omega \leq R_g \leq 10^7 \Omega$
- Surface resistance:** $10^5 \Omega \leq R_{pp} \leq 10^7 \Omega$
- Thickness:** 14 mm
- Colour:** black
- Conforms to:** IEC61340-5-1

- Especially for standing work positions
- Highest standing comfort with the bubble designed surface

Part Number	Dimensions (mm)
32-917-6001	960 x 660
32-917-6002	1260 x 960

ANTI-FATIGUE TILES



- +** **Material:** SBR/natural rubber
- Thickness:** 13 mm
- Colour:** black
- Resistance to ground:** $10^6 \Omega \leq R_g \leq 10^{10} \Omega$
- Surface Resistance:** $10^6 \Omega \leq R_{pp} \leq 10^{10} \Omega$
- Conforms to:** IEC61340-5-1

- Provide reliable, long-term protection from static discharge and worker discomfort
- Can be supplied with one 10mm snap on each tile in the corner, on request

Instructions:

- Use an intertwined conductive grid under the floor tiles (20-851-0005)
- Then, it is recommended to ground the floor every 30m² along, with the kit 30-552-5046

Part Number	Dimensions
32-160-0021	91 x 91 cm

BANNER AND RETRACTABLE BELT BARRIER



- Belt with one-side print: "ESD PROTECTED AREA"

Part Number	42-154-0003
-------------	-------------

- +** **Colour:** black and yellow
- Post height:** 910 mm
- Base diameter:** 350 mm
- Single belt:** 4 m
- Surface Resistance:** $R_{pp} \leq 10^9 \Omega$

GROUNDING ACCESSORIES

ACRYLIC ADHESIVE

- +** **Colour:** cream/yellow
- Consistency:** viscous liquid
- Coverage rate (approx.):** 4m² per litre
- Storage:** between 5°C and 30°C

- Provides a permanent or release bond
- Solvent free
- High bond strength

Part Number	32-990-0002
-------------	-------------

STRAIGHT GROUNDING CORDS



Part Number	Connections to the mat	Ground connection	Length (m)
30-552-5005	10 mm female stud (coil cord)	Plug (Euro)	1.50

STUDS & TOOLS FOR STUDS

Part Number	Description
30-560-0033 (bag of 10 pcs) 30-552-0045 (bag of 50 pcs)	Snap fastener, 10mm male to be used for rigid table/floor mats up to 3mm
30-560-0034 (bag of 10 pcs) 30-552-0030 (bag of 50 pcs)	Snap fastener, 10mm female to be used for rigid table/floor mats up to 3mm
30-560-0050 (bag of 10 pcs)	Snap fastener, 10mm male to be used for soft table/floor mats
30-560-0051 (bag of 10 pcs)	Snap fastener, 10mm female to be used for soft table/floor mats
30-552-6035	Metal tool kit for studs



FLOOR ADHESIVE TAPES AND STICKERS



Part Number	42-005-0035
-------------	-------------

- Material:** PVC static dissipative floor tape
- Adhesive Type:** Antistatic Acrylic
- Size per roll:** 50mm x 33m
- Printing:** "ESD PROTECTED AREA" with ESD logo
- Surface resistance:** $R_{pp} < 10^9 \Omega$
- Features:** heavy duty and abrasion resistant



Part Number (NON ESD SAFE VERSION)	42-005-0005
---------------------------------------	-------------

- Material:** PVC floor tape
- Adhesive Type:** natural rubber
- Size per roll:** 50mm x 66m
- Printing:** "ESD PROTECTED AREA" with ESD logo
- Features:** heavy duty and abrasion resistant



Part Number (STICKER)	42-005-0020
--------------------------	-------------

- Dimensions :** 60 x 120mm
- Printing:** "ESD PROTECTED AREA" with ESD logo
- Features:** abrasion resistant and durable

ADH 2000 TRANSPARENT ADHESIVE



Part Number	Dimensions	Core diameter
42-015-0081	800 mm x 12.5 m	76 mm
42-015-0082	800 mm x 25 m	

- Material:** Adhesive dissipative clear film
- Thickness:** 80 μ
- Elongation :** $\leq 50\%$
- Surface Resistance:** $10^7 \Omega \leq R_{pp} \leq 10^{10} \Omega$
- Resistance to ground:** $10^7 \Omega \leq R_g \leq 10^{10} \Omega$
- Life Span:** intrinsically permanent
- Conforms to:** ANSI/ESD S20.20 - 1999

Permanently low tribo-charging and dissipative

TOOLS

CUTTER




Part Number	41-092-0104
-------------	-------------

- + **Material:** ABS (plastic part)
- Surface resistance:** $10^5 \Omega \leq R_{pp} \leq 10^9 \Omega$
- Conforms to:** IEC61340-5-1

SCREWDRIVERS



- + **Handle material:** Polypropylene
- Surface resistance:** $10^5 \Omega \leq R_{pp} \leq 10^7 \Omega$
- Conforms to:** IEC 61340-5-1

Part Number	Description	 (mm)	 (mm)	 (mm)
70-108-6004	Slotted screwdrivers	2.5	0.4	-
70-108-6006		3.0	0.5	-
70-108-6056		3.0	0.5	-
70-108-6057		3.0	0.5	-
70-108-6058		5.0	0.8	-
70-108-6025	Torx® screwdrivers	-	-	2.5
70-108-6026		-	-	3.5
70-108-6027		-	-	3.5
70-108-6028		-	-	3.5
70-108-6073	Torx® Tamperproof screwdrivers	-	-	3.0
70-108-6075		-	-	3.0
70-108-6076		-	-	3.0
70-108-6013	Phillips screwdrivers	-	-	2.5
70-108-6063		-	-	3.5
70-108-6064		-	-	5.0
70-108-6066		-	-	6.0
70-108-6081	Bit holder	-	-	11

TWEEZERS

HIGH PRECISION STAINLESS STEEL TWEEZERS

Part Number	Description Tweezers	Size (mm)	Features
45-015-1205	AA.SA	130	General purpose straight fine tips
45-015-1460	SS.SA	140	Extra fine tips
45-015-0010	0.SA	120	Strong, flat edges, thick
45-015-0060	1.SA	120	Strong, straight, fine
45-015-0195	2.SA	120	Flat, sharp fine tips
45-015-0310	2A.SA	120	Flat, accurate round tips
45-015-0380	3.SA	120	Very sharp, fine tips
45-015-0475	3C.SA	110	As 3, short tips
45-015-0545	4.SA	110	Extra fine tips
45-015-0675	5.SA	110	Extra fine tips, superior finish
45-015-0830	5A.SA	115	Extra fine tips, superior finish
45-015-0835	5B.SA	110	As 5, bent tips for max visibility
45-015-0840	5C.SA	115	As 5A, extra fine, double bent tips
45-015-1000	7.SA	115	Very fine, curved tips
45-030-0170	15AGW.C	120 10*	Cutting tweezers for soft copper, gold, silver, magnetic wires

* (cutting part)



Part Number	Tweezers Description	Features
45-036-0001	5 Tweezers kit K5HP.SA	High precision tweezers set 00, 2A, 3C, 5, 7 top quality hard/foam wallet

REPLACEABLE TIPS FOR STAINLESS STEEL TWEEZERS

Part Number	Description Tips Carbo fibre plastic
45-015-0295	A2ACF
45-015-0296	A242CF
45-015-0297	A249CF
45-015-0281	A259CF
45-015-0298	A5CF
45-015-0282	A7CF

STAINLESS STEEL TWEEZERS WITH REPLACEABLE TIPS

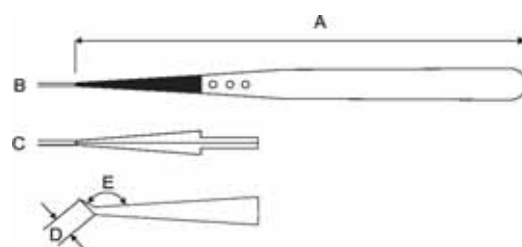


Part Number	Description Tweezers With plastic carbo fibre tips	Size (mm)	Features
45-015-0325	2ACFR.SA	A 130 / B 1,8 / C 1,0	Flat round tips
45-015-0205	242CFR.SA	A 130 / B 1,4 / C 1,2	Flat round small tips
45-015-0225	249CFR.SA	A 130 / B 2,2 / C 2,2	Strong tips
45-015-0280	259CFR.SA	A 130 / B 0,6 / C 1,0	Fine tips
45-015-0850	5CFR.SA	A 130 / B 0,5 / C 0,6	Very fine tips
45-015-1003	7CFR.SA	A 130 / B 0,6 / C 0,6	Very fine, curved tips

CARBO FIBRE PLASTIC TWEEZERS



Part Number	Description Tweezers	Size (mm)	Features
45-035-1005	702A.CF	A 115 / B 2,0 / C 1,0	Flat round tips
45-035-1008	705.CF	A 115 / B 0,5 / C 0,6	Fine tips
45-035-1010	707.CF	A 115 / B 0,5 / C 1,2	Fine tips
45-035-1015	708.CF	A 115 / B 0,5 / C 1,0 / D 9,0 / E 45°	Fine bent tips
45-035-1020	709.CF	A 115 / B 3,3 / C 0,5	Fine flat tips



PLIERS



- Long life and perfect precision
- Soft and slip free thermoplastic material compound grips
- Anti-slip bow enhances pin point control
- Mirror polished notably reducing risks of corrosion and chrome flaking
- Long-life cutting edges and easy to clean

Part Number	Description	Overall Length (mm)	Features
70-106-6009 70-106-6010 70-106-6013 70-106-6015	Side Cutter	120 120 125 125	Full Flush cut Extra Full Flush cut Mini Bevel cut Extra Full Flush cut
70-106-6023	Oblique Cutter	120	Full Flush cut
70-106-6027 70-106-6028 70-106-6037	Snipe Nose Plier	130 130 155	Smooth jaws Serrated jaws Serrated jaws

+ **Handles material:** PVC
Surface resistance: $R_{pp} < 10^4 \Omega$
Conforms to: IEC 61340-5-1

BRUSHES

BRUSHES WITH SOFT HAIRS



Part Number	Length/size (mm)	Length of hairs (mm)
41-099-0080	Ø 11 x 122	17
41-099-0081	Ø 10 x 148	17
41-099-0082	7 x 37 x 141	24

+ **Material:** Black conductive PP for handles
Surface resistance: $R_{pp} \leq 10^5 \Omega$
Hairs are injection moulded in handle

BRUSHES WITH STIFF HAIRS



Part Number	Length/size (mm)	Length of hairs (mm)
41-099-0072	Ø 07 x 62	15
41-099-0068	148 x 70	20
41-099-0067	144 x 50	20
41-099-0066	140 x 30	20
41-099-0065	133 x 50	18
41-099-0064	123 x 37	18
41-099-0063	110 x 25	14
41-099-0062	105 x 18	15
41-099-0061	100 x 12	15
41-099-0090	8 x 25 x 165	32
41-099-0091	8 x 40 x 165	32
41-099-0092	8 x 56 x 165	32

+ Material: Black conductive PP for handles
 Surface resistance: $R_{pp} < 10^5 \Omega$
 Hairs are injection moulded in handle

TOOTH-BRUSH SHAPE BRUSHES WITH STIFF HAIRS



Part Number	Dimensions (mm)	Length of hairs (mm)	Hairs surface (mm)
41-099-0093	180	16	35
41-099-0094	175	16	58
41-099-0095	225	20	90

+ Material: Black conductive PP for handles
 Surface resistance: $R_{pp} < 10^5 \Omega$
 Hairs are injection moulded in handle

NAIL BRUSHES WITH STIFF HAIRS



Part Number	Dimensions (mm)	Length of hairs (mm)	Hairs surface (mm)
41-099-0075	85	15	25 x 70
41-099-0096	92	21	30 x 65
41-099-0097	115	21	40 x 92

+ Material: Black conductive PP for handles
 Surface resistance: $R_{pp} < 10^5 \Omega$
 Hairs are injection moulded in handle

KAPTON TAPES



+ Surface resistance: $10^9 \Omega \leq R_{pp} \leq 10^{10} \Omega$

+ Clean room compatible (ISO 6)

- High temperature polyamide film with silicone adhesive
- High-temperature applications: withstands temperatures over 260°C for over 1 hour
- Core diameter 76mm

Part Number	Dimensions
42-020-0006	33m x 6mm
42-020-0009	33m x 9mm
42-020-0012	33m x 12.7mm
42-020-0016	33m x 16mm
42-020-0019	33m x 19mm
42-020-0025	33m x 25mm

SWABS



- Wide variety of head sizes, stem sizes and materials to meet all technical cleaning applications
- High tensile strength, excellent tear resistance, low organic and inorganic residues

Part Number	Head Material	Total Swab Length (mm)	Head Dimensions (L x Ep x l mm)	Cleanliness
41-096-0201	PU Foam	68	11 x 3 x 3.2	ISO 6
41-096-0202		71	12 x 3.5 x 3.6	
41-096-0200		76	10 x 3.2 x 3.2	
41-096-0203		126	25 x 7 x 11	
41-096-0204		131	25 x 8 x 16	
41-096-0205		132	26 x 8 x 21	
41-096-0206		163	18 x 5 x 6.8	
41-096-0240	Polyester	70	12 x 3.6 x 4	ISO 5
41-096-0241		70	10 x 2.2 x 3.2	
41-096-0242		128	24 x 3 x 13	ISO 6
41-096-0243		164	18 x 5 x 6.8	

+ Handle Material: Polypropylene
Surface resistance (handle): $R_{pp} \leq 10^{11} \Omega$

+ Clean room compatible (ISO 6)



- Tip/head portion of the micro-stick is made of polyester foam and mechanically attached to a strong polypropylene stick without adhesive
- Extremely soft with ultra-low particle generation
- PP stem reusable and heads replaceable with spares

Part Number	Handle length (mm)	Tip length (mm)	Tip diameter (mm)	Features	Cleanliness
41-096-0097	64	15	4	Slant tip	ISO 5
41-096-0099	88	17	5		
41-096-0100	88	17	8		

OTHER TOOLS

ESD SAFE PEN-VAC



- Excellent tool for pick up and place of many standard and odd size SMT components
- The soft suction cup material will not scratch your parts or damage delicate leads
- Push button operated
- No hoses or batteries required
- Lifts up to 500 grams
- Light aluminium body

Part Number	Description	Length (mm)	Diameter (mm)
70-109-6016	ESD safe pen-vac with 6 nozzles (3 straight + 3 with angle)	146	12.7
70-109-6017	Set of 6 nozzles 1 straight + 1 with angle 1 straight + 1 with angle 1 straight + 1 with angle	- - -	3.18 6.35 9.53

TOOL BOX



Part Number	External Dimensions (mm)	Internal Dimensions (mm)	Features
70-110-6017	426 x 215 x 170	375 x 168 x 130	1 removable drawer

- + **Material:** Black conductive PS
- Surface resistance:** $R_{pp} < 10^5 \Omega$

+ CLEANING under control



1. CLEANING PRODUCTS
2. VARNISHES
3. WIPERS
4. STICKY ROLLS
5. BRUSHES AND BROOMS
6. CONTAINERS AND ACCESSORIES
7. VACUUM CLEANER

+ - + - + - + - +
CLEANING
under control

FLOOR STRIPPER



Part Number	Bottle capacity	Features
41-100-4010	3,75 litres	<ul style="list-style-type: none"> • Effective in hard or soft water • Should be applied once a year

- Non-ammoniated, biodegradable no harsh odors
- This stripper will not damage or dull flooring when used according to manufacturer's instructions.
- Non-streaking and low foaming

CLEANER FOR MATS



Part Number	Bottle capacity	Features
32-600-0001	1 litre with spray	To be used for both table and floor mats
32-600-0020	20 litres with tap	

- Clear cleaner for easy removal of dirt and stains
- Leaves no tacky or corrosive residue
- Usable for all types of surfaces including table, floor mats, table tops, and field service kits
- Usable for table mats as a weekly cleaner
- Usable for floor mats as an annual cleaner (to be applied after stripper)

CLEANING PRODUCT



- A long-lasting and economical formula
- Non-toxic and non-corrosive
- Suitable for industrial clean rooms ISO 5 and above

Part Number	41-100-5001
-------------	-------------

+ Formula: sodium and chloride free

+ Clean room compatible

2. VARNISHES

+ - + - + CLEANING under control

ULTRA FLOOR FINISH



Part Number	Bottle capacity	Features
41-100-4600	3.75 litres	<ul style="list-style-type: none">• Extended stripping cycle that can last for up to 24 months• Dries faster and with higher gloss intensity than other ESD finishes

- High quality and high performance
- No other ESD floor finish can match Staticide Ultra for electrical properties, durability and gloss finish
- Maximizes the stripping cycles
- Coverage: 1500 to 2000 square feet per gallon

ACRYLIC FLOOR FINISH



Part Number	Bottle capacity	Features
41-100-4000	3.75 litres	Economical solution

- Designed to provide high performance static control on any sealed or hard surface in manufacturing production areas, Staticide Acrylic Floor Finish is a high solid, solution to protect sensitive manufacturing areas from the dangers of static build up.
- Should be applied once a year after the use of 4010 stripper and 32-600-0001 or 0020 cleaner
- Coverage: 1500 to 2000 square feet per gallon

3. WIPERS



Part Number	Dimensions
41-100-1003	9" x 9" (23 x 23cm)

- Cleanroom wiper containing carbon fibres
- Designed for use in ESD sensitive environment

+ Clean room compatible

+ ESD safe Properties

+ Clean room compatible



- Good water and oil absorption
- Soft and comfortable, not scratching the surface

Part Number	Dimensions
41-100-1300	9" x 9" (23 x 23cm)

- + Material:** 100% polyester
Cleanliness category: ISO 5

Part Number	Dimensions
41-100-1301	9" x 9" (23 x 23cm)

- + Material:** 55% cellulose, 45% polyester
Cleanliness category: ISO 5

4. STICKY ROLLS

STICKY ROLLS



- + Material:** 100% silicone
Dimensions: 4", 6", 8", 12"
Adhesiveness: ultra-high, high, middle, low
Cleanliness category: ISO 5

+ Clean room compatible

- It ensures products adhesiveness and high-durability
- Removing particulate contamination coupled with using sticky paper circularly

ESD SAFE

NON ESD SAFE

ESD SAFE		NON ESD SAFE	
Part Number	Description	Part Number	Description
41-099-6041	Sticky roll - 102 mm	41-099-6042	Sticky roll - 102 mm
41-099-6043	Sticky roll - 152 mm	41-099-6044	Sticky roll - 152 mm
41-099-6045	Sticky roll - 203 mm	41-099-6046	Sticky roll - 203 mm
41-099-6047	Sticky roll - 305 mm	41-099-6048	Sticky roll - 305 mm

PAPER FOR STICKY ROLLS

- Can remove dust and particles
- High-density glue on the surface

Part Number	41-099-6049

- + Material:** White copperplate paper
Dimensions (mm): 330 x 240 x 50 layer
Viscosity: ultra-high

5. BRUSHES AND BROOMS

CLEANING under control

BROOMS



Part Number	Description
41-099-6009	ESD Long broom -Brush board 400 mm

Long broom with conductive brush board and a detachable aluminium shaft

ESD SAFE BROOM AND DUSTPAN KIT



Part Number	Description	Dimensions [L x W]	
		Broom	Dustpan
41-099-6052	ESD safe Broom and Dustpan Kit	880 x 230 mm	900 x 260 mm

+ Material: Conductive PP and connected with a conductive aluminum shaft

BENCH BRUSH WITH SOFT HAIRS



Part Number	Description	Length/size (mm)	Length of hairs (mm)	Hairs surface (mm)
41-099-0076	Bench brush	360	67	180

6. CONTAINERS AND ACCESSORIES

WASTE BINS



Part Number	Description	Dimensions (mm)
41-094-0110	Black conductive waste bin 40 litres	330 x 235 x 530

Liquid compatible



Part Number	Description	Dimensions (mm)
41-094-2473	Black conductive PP waste bin 13 litres	Height: 310 Bin top: Ø 300 Bin bottom: Ø 210

Liquid compatible



Part Number	Description	Dimensions (mm)
23-172-3343b	Black conductive PE waste bin 112 litres	400 x 400 x 700

Dry waste only

+ Customized sizes available on request



Part Number	Description	Dimensions (mm)
23-172-3344	Black conductive PE waste bin 112 litres with wheels	400 x 400 x 700

Dry waste only



Part Number	Description	Dimensions (mm)
41-094-6017	Black conductive PP waste bin 240 litres	700 x 660 x 860 Handle raised position 1230mm Handle lowered position 1010mm

WASTE BAGS



Part Number	Features	Sizes (mm) W x Gusset x Height	Thickness µm
41-095-0005	Bags for 15 litre bins Roll of 50 bags	300x(100+100)x600	25 +/-10%
41-095-0007	Bags for 40 litres bins Pack of 10 bags	450x(180+180)x750	23 +/-10%
41-095-0010	Bags for 120 litres bin Pack of 10 bags	680x(150+150)x1180	23 +/-10%
41-095-0013	Bags for 180 litres bin Pack of 10 bags	800x(200+200)x1300	28 +/-10%

Pink low tribocharging bags to be used in waste bins

7. VACUUM CLEANERS

MINI VACUUM CLEANERS



Part Number	Description
41-098-5011	Vacuum cleaner 230 V, 1300 W
41-098-5012	Vacuum cleaner 230 V, 1300 W (electronic version)

Special field service and EPA mini vacuum cleaner, to remove dust and debris from electronic equipment which is highly sensitive to contamination and static build up.








Features :

- Blowvac' cleaner – full suction and blow off power control
- Quality electronic component for reliability
- Conductive accessories including hard and soft nozzles and shoulder strap
- Special 1.2 litre multilayer filter system
- Low noise yet retaining excellent suction strength

+ Conforms to: IEC 61340-5-1

+ Industrial Vacuum Cleaner available on request

ACCESSORIES FOR VACUUM CLEANERS -5011 AND -5012

Part Number	Description	Picture
41-098-6001	Multi-ply filter-bag sets 10 packs	
41-098-6002	Spare Filter	
41-098-6023	Micro motor filter	
41-098-6007	Two part blow assembly L=105cm / L=380cm (extended)	
41-098-5009	Brush set	
41-098-6004	Long soft rubber nozzle	
41-098-6005	Brush head	
41-098-6008	D-shape brush nozzle	
41-098-6009	D-shape brush nozzle medium hair	
41-098-6026	Extension hose assy + connector L=85cm / L=350cm (extended)	

+ TRAINING, AUDIT AND SERVICE



1. ESD DAMAGE OR INTERFERENCE IN ELECTRONICS
2. TRAINING YOUR EMPLOYEES
3. AUDIT AND REPORTS
4. TECHNICAL SERVICE AND INSTALLATIONS

+ - + - + - + - +

**TRAINING, AUDIT
AND SERVICE**



1. ESD DAMAGE OR INTERFERENCE IN ELECTRONICS

Electrostatic Discharges (ESD) can damage a sensitive electronic component, resulting in failures, reduced reliability and increased rework costs, or latent component failures in equipment in the field.

ESD can also cause interference with the operation of electronic systems. Static electricity can build up high voltages in operating environments (over 10 KV is not uncommon and over 30KV has been recorded).

A simple action, such as a person getting up from a chair, can cause a rise in body voltage to 10KV.

The latest submicron lithography process at the component level increases the sensibility to discharges. Some metallization layers can be degraded with discharge levels of a few 10V.

ESD produce fast high current waveforms and fast magnetic (H-field) or electrostatic (E-field) disturbances. These can induce voltages or currents in nearby sensitive circuitry and corrupt data or cause spurious failures.



2. TRAINING YOUR EMPLOYEES

As the ESD sensitivity of the products increases the production operators and production coordinators need to adapt to a very demanding technical environment. In order to make sure that the operators follow proper procedures, it is advised and requested to provide professional ESD training.

Eurostat is a certified training institute (**agreement number: 43390015239**) and provides training experts supervised by the French President of TC 101.



3 LEVELS OF TRAINING:

+ Level 1 – ESD Awareness

Attendees	Goal	Recommended training session duration
<ul style="list-style-type: none"> Operators Manufacturing support Management without engineering background 	<ul style="list-style-type: none"> To understand why and how damages and defects, due to static electricity occur To have a clear view of the wide spectrum of risks, damages and defects in case of non-adherence or drift from the rules and means of prevention Etc. 	about 3h30

+ Level 2 – Technical coordinator

Attendees	Goal	Recommended training session duration
<ul style="list-style-type: none"> Technicians Engineers Process/equipment support or management with engineering background 	<ul style="list-style-type: none"> To take care that all prevention rules are implemented and respected by all personnel working within or entering an EPA et audits To be aware of the basic methods and tools currently used to make measurements into an EPA Etc. 	about 4h30

+ Level 3 – In house expert

Attendees	Goal	Recommended training session duration
<ul style="list-style-type: none"> ESD coordinators Supervisors Instructors 	<ul style="list-style-type: none"> To establish a complete Prevention and Control Plan preventing from static electricity To propose progress axis and fitted preventive or corrective actions To prepare in-house audits thanks to punctual helps of third-part ESD experts Etc. 	about 3h00

Our training programs, which are continuously improved and updated, can be adapted to companies' individual needs and tailored to suit your company and the ESD experience of your employees. Training can be provided in English.

After each training session, a personalized certificate is presented to each attendee.

3. AUDIT AND REPORTS

The site audit gives an effective way of rapidly evaluating and documenting any electrostatic issues affecting your site and facilities.

Our objectives are:

- To highlight existing in-situ gaps with what is recommended through IEC 61340-5-1/2 international standard
- To analyze and understand any electrostatic issues in discussion with your technical representative
- To give guidance and propose remedial actions

The Site Visit

The site visit is a fact-finding visit in which our consultant surveys key parts of the site and the customer's processes and procedures.

It is also an opportunity for you to highlight and discuss any particular areas of concern you may have.

For these reasons it is essential to make your on-site technical representative available to act as a guide and to be a technical support.

Our consultant will normally spend a day visiting the site and investigating key areas of concern.

Electrostatic related measurements such as electrostatic field potential and resistance measurements are made where it is appropriate to check the status of equipment, processes, floors and other relevant items.

The Report

The report gives some relevant electrostatic information and explanation of key aspects where possible.

It typically records:

- details of our consultant's findings including the results of any measurements
- conclusions and specific recommendations
- list of literature and relevant standards that might be required for reference and further reading material if applicable

4. TECHNICAL SERVICE AND INSTALLATIONS

A technical service ensures the installation and maintenance of equipment as well as repairs during the guarantee period. The range setting and control procedures of measuring equipment could be also carried out.

Eurostat has a new Research and Characterization Laboratory for materials subjected to electrostatic discharges.

This system allows us to test the products quality and efficiency, to propose customized studies and to be one of the pioneers for electrostatic events control.

- + - + - + - + - +

TECHNICAL SERVICE AND INSTALLATIONS


A technical service ensures the installation and maintenance of equipment as well as repairs during the guarantee period.

The range setting and control procedures of measuring equipment could be also carried out.

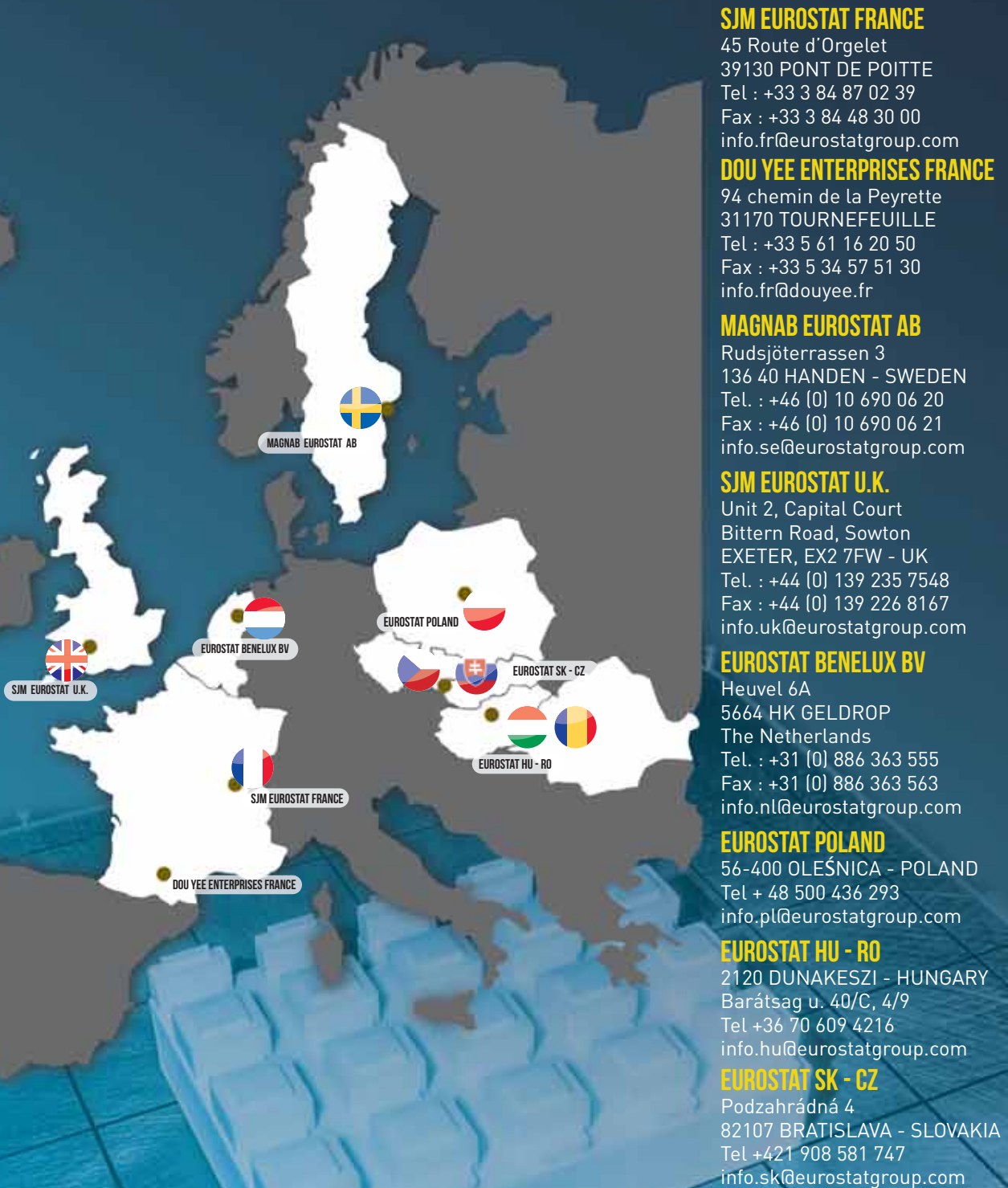
Eurostat has a new Research and Characterization Laboratory for materials subjected to electrostatic discharges.

This system allows us to test the products quality and efficiency, to propose customized studies and to be one of the pioneers for electrostatic events control.

+ - + - + - + - + -



+ DISTRIBUTOR



SJM EUROSTAT FRANCE
45 Route d'Orgelet
39130 PONT DE POITTE
Tel : +33 3 84 87 02 39
Fax : +33 3 84 48 30 00
info.fr@eurostatgroup.com

DOU YEE ENTREPRISES FRANCE
94 chemin de la Peyrette
31170 TOURNEFEUILLE
Tel : +33 5 61 16 20 50
Fax : +33 5 34 57 51 30
info.fr@douyee.fr

MAGNAB EUROSTAT AB
Rudsjöterrassen 3
136 40 HANDEN - SWEDEN
Tel. : +46 (0) 10 690 06 20
Fax : +46 (0) 10 690 06 21
info.se@eurostatgroup.com

SJM EUROSTAT U.K.
Unit 2, Capital Court
Bittern Road, Sowton
EXETER, EX2 7FW - UK
Tel. : +44 (0) 139 235 7548
Fax : +44 (0) 139 226 8167
info.uk@eurostatgroup.com

EUROSTAT BENELUX BV
Heuvel 6A
5664 HK GELDROF
The Netherlands
Tel. : +31 (0) 886 363 555
Fax : +31 (0) 886 363 563
info.nl@eurostatgroup.com

EUROSTAT POLAND
56-400 OLEŚNICA - POLAND
Tel + 48 500 436 293
info.pl@eurostatgroup.com

EUROSTAT SK - CZ
Podzahrádná 4
82107 BRATISLAVA - SLOVAKIA
Tel +421 908 581 747
info.sk@eurostatgroup.com

EUROSTAT HU - RO
2120 DUNAKESZI - HUNGARY
Barátság u. 40/C, 4/9
Tel +36 70 609 4216
info.hu@eurostatgroup.com

SJM EUROSTAT FRANCE

DOU YEE ENTREPRISES FRANCE